CREEK
TECHNICAL SERVICES, LLC

Registry No. 29824
(813) 480-3421

EVALUATION REPORT

FLORIDA BUILDING CODE, 9TH EDITION (2026)

Issued September 9, 2026

Manufacturer: BEACON SALES ACQUISITIONS, INC.
C/O JOHNS MANVILLE
P.O. Box 5108
Denver, CO 80217
(303) 978-2478
www.beaconroofingsupply.com

Quality Assurance: UL LLC (QUA9625)

SCOPE

Category: Roofing
Subcategory: Modified Bitumen Roof System
Code Edition: Florida Building Code, 9th Edition (2026) Non-HVHZ
Code Sections: 1504.3.1, 1504.6, 1504.7, 1507.2.9.2, 1507.6.5, 1507.10.2, 1507.11.2
Properties: Wind Resistance, Physical Properties, Impact Resistance

PRODUCT DESCRIPTION

Products	Specification	Description
Tri-Built Glass Base	ASTM D 4601	Type II asphalt impregnated and coated glass fiber base sheet for use in conventional and modified bitumen built-up roofing.
Tri-Built Ply IV	ASTM D 2178	Type IV asphalt impregnated glass felt for use in conventional and modified bitumen built-up roofing.
Tri-Built TM SBS Granulated	ASTM D 6164	A polyester reinforced SBS modified bitumen membrane surfaced with granules.
Tri-Built TM SBS Smooth	ASTM D 6164	A polyester reinforced SBS modified bitumen base or inner ply sheet.

REFERENCES

Entity	Report No.	Standards (Year)
Atlantic & Caribbean Roof Consulting, LLC (TST4671)	ACRC 06-003	FM 4474 (2020)
Atlantic & Caribbean Roof Consulting, LLC (TST4671)	ACRC 06-005	FM 4474 (2020)
Atlantic & Caribbean Roof Consulting, LLC (TST4671)	ACRC 06-009	FM 4474 (2020)
Atlantic & Caribbean Roof Consulting, LLC (TST4671)	ACRC 07-014	FM 4474 (2020)
Atlantic & Caribbean Roof Consulting, LLC (TST4671)	ACRC 14-035	FM 4474 (2020)
IRT-ARCON (TST5296)	02-011	FM 4474 (2020)
IRT-ARCON (TST5296)	02-026	FM 4474 (2020)
FM Approvals (TST1867)	0V7A4.AM	FM 4470 (2022)
FM Approvals (TST1867)	0W6A2.AM	FM 4470 (2022)
FM Approvals (TST1867)	0X0A9.AM	FM 4470 (2022)
FM Approvals (TST1867)	0X7A4.AM	FM 4470 (2022)
FM Approvals (TST1867)	0Z8A9.AM	FM 4470 (2022)
FM Approvals (TST1867)	107A4.AM	FM 4470 (2022)
FM Approvals (TST1867)	3000949	FM 4470 (2022)
FM Approvals (TST1867)	3001457	FM 4470 (2022)
FM Approvals (TST1867)	3001482	FM 4470 (2022)
FM Approvals (TST1867)	3001629	FM 4470 (2022)
FM Approvals (TST1867)	3006346	FM 4470 (2022)
FM Approvals (TST1867)	3007148	FM 4470 (2022)
FM Approvals (TST1867)	3009499	FM 4470 (2022)
FM Approvals (TST1867)	3011248	FM 4470 (2022)
FM Approvals (TST1867)	3012064	FM 4470 (2022)
FM Approvals (TST1867)	3012974	FM 4470 (2022)

This evaluation report is provided for State of Florida product approval under Rule 61G20-3. The manufacturer shall notify CREEK Technical Services, LLC of any product changes or quality assurance changes throughout the duration for which this report is valid. This evaluation report does not express nor imply warranty, installation, recommended use, or other product attributes that are not specifically addressed herein.

Entity	Report No.	Standards (Year)
FM Approvals (TST1867)	3014090	FM 4470 (2022)
FM Approvals (TST1867)	3015484	FM 4470 (2022)
FM Approvals (TST1867)	3020600	FM 4470 (2022)
FM Approvals (TST1867)	3020703	FM 4470 (2022)
FM Approvals (TST1867)	3025158	FM 4474 (2020)
FM Approvals (TST1867)	3026130	FM 4470 (2022)
FM Approvals (TST1867)	3026151	FM 4470 (2022)
FM Approvals (TST1867)	3031797	FM 4470 (2022)
FM Approvals (TST1867)	3036559	FM 4470 (2022)
FM Approvals (TST1867)	3037222	FM 4470 (2022)
FM Approvals (TST1867)	3037540	FM 4470 (2022)
FM Approvals (TST1867)	3039653	FM 4470 (2022)
FM Approvals (TST1867)	3040205	FM 4470 (2022)
FM Approvals (TST1867)	3040986	FM 4470 (2022)
FM Approvals (TST1867)	3043824	FM 4470 (2022)
FM Approvals (TST1867)	3046174	FM 4470 (2022)
FM Approvals (TST1867)	3053933	FM 4470 (2022)
FM Approvals (TST1867)	3054150	FM 4470 (2022)
FM Approvals (TST1867)	3055167	FM 4470 (2022)
FM Approvals (TST1867)	3061218	FM 4470 (2022)
FM Approvals (TST1867)	3061804	FM 4470 (2022)
FM Approvals (TST1867)	3D4A4.AM	FM 4470 (2022)
FM Approvals (TST1867)	PR449524	FM 4470 (2022)
FM Approvals (TST1867)	PR450753	FM 4470 (2022)
FM Approvals (TST1867)	PR450753	FM 4470 (2022)
FM Approvals (TST1867)	PR451973	FM 4470 (2022)
FM Approvals (TST1867)	PR453769	FM 4470 (2022)
FM Approvals (TST1867)	PR454134	FM 4470 (2022)
FM Approvals (TAS1867)	PR455182	FM 4470 (2022)
FM Approvals (TAS1867)	PR459758	FM 4470 (2022)
FM Approvals (TAS1867)	PR460648	FM 4470 (2022)
FM Approvals (TST1867)	PR461495	FM 4470 (2022)
FM Approvals (TAS1867)	RR229337	FM 4470 (2022)
FM Approvals (TAS1867)	RR229338	FM 4470 (2022)
FM Approvals (TAS1867)	RR229341	FM 4470 (2022)
FM Approvals (TAS1867)	RR229344	FM 4470 (2022)
FM Approvals (TAS1867)	RR230185	FM 4470 (2022)
FM Approvals (TAS1867)	RR231048	FM 4470 (2022)
FM Approvals (TAS1867)	RR231335	FM 4470 (2022)
FM Approvals (TAS1867)	RR231336	FM 4470 (2022)
FM Approvals (TAS1867)	RR231338	FM 4470 (2022)
FM Approvals (TAS1867)	RR232568	FM 4470 (2022)
FM Approvals (TST1867)	RR232747	FM 4470 (2022)
FM Approvals (TST1867)	RR233717	FM 4470 (2022)
FM Approvals (TST1867)	RR234327	FM 4470 (2022)
FM Approvals (TST1867)	RR460477	FM 4470 (2022)
FM Approvals (TST1867)	RR234751	FM 4470 (2022)
Nemo| Etc. LLC (TST6049)	4a-CEL-22-LSWUS-.01A	FM 4474(B) (2020) UL 1897 (2015)
Nemo| Etc LLC (TST6049)	4a-JM-23-LSWUS-02.A	UL 1897 (2015)
PRI Construction Materials Technologies (TST5878)	GPGC-046-02-01	FM 4470 (2022)
PRI Construction Materials Technologies (TST5878)	JMC-070-02-01	ASTM D 2178 [2015(2021)]
PRI Construction Materials Technologies (TST5878)	JMC-081-02-01.02	TAS 117(B&C) (1995)
PRI Construction Materials Technologies (TST5878)	JMC-093-02-01	ASTM D 4601 [2004(2020)]
PRI Construction Materials Technologies (TST5878)	JMC-096-02-01	TAS 117(A&B) (1995)
PRI Construction Materials Technologies (TST5878)	JMC-107-02-01,11	ASTM D 903 (1998(2010)) ASTM D 1876 (2008(2015)e1) ASTM D 5147 (2014) TAS 117(A&B) (1995) TAS 114(C) (1995)
PRI Construction Materials Technologies (TST5878)	JMC-114-02-01	FM 4474(D) (2020)
PRI Construction Materials Technologies (TST5878)	JMC-118-02-02	FM 4474(C) (2020)

This evaluation report is provided for State of Florida product approval under Rule 61G20-3. The manufacturer shall notify CREEK Technical Services, LLC of any product changes or quality assurance changes throughout the duration for which this report is valid. This evaluation report does not express nor imply warranty, installation, recommended use, or other product attributes that are not specifically addressed herein.

Entity	Report No.	Standards (Year)
PRI Construction Materials Technologies (TST5878)	JMC-131-02-01	FM 4474(B) (2020)
PRI Construction Materials Technologies (TST5878)	JMC-132-02-01	FM 4474(B) (2020)
PRI Construction Materials Technologies (TST5878)	JMC-141-02-01	FM 4474(D) (2020)
PRI Construction Materials Technologies (TST5878)	JMC-168-02-01	FM 4474(D) (2020)
PRI Construction Materials Technologies (TST5878)	JMC-222-02-01	FM 4474(D) (2020)
PRI Construction Materials Technologies (TST5878)	JMC-222-02-02A	UL 1897 (2015)
PRI Construction Materials Technologies (TST5878)	JMC-222-02-02	FM 4474(D) (2020)
PRI Construction Materials Technologies (TST5878)	JMC-225-02-01	FM 4474(B) (2020)
PRI Construction Materials Technologies (TST5878)	JMC-234-02-05	ASTM D 6164 (2021)
PRI Construction Materials Technologies (TST5878)	JMC-222-02-04	FM 4474(D) (2020)
PRI Construction Materials Technologies (TST5878)	JMC-227-02-01	FM 4474(D) (2020)
PRI Construction Materials Technologies (TST5878)	JMC-234-02-06	FM 4474(D) (2020)
PRI Construction Materials Technologies (TST5878)	JMC-238-02-03	ASTM D 6164 (2021)
PRI Construction Materials Technologies (TST5878)	JMC-242-02-01	FM 4474(D) (2020)
PRI Construction Materials Technologies (TST5878)	JMC-242-02-02	FM 4474(B) (2020)
PRI Construction Materials Technologies (TST5878)	JMC-242-02-03	FM 4474(C) (2020)
PRI Construction Materials Technologies (TST5878)	JMC-243-02-01	ASTM D 5147 (2014)
PRI Construction Materials Technologies (TST5878)	JMC-245-02-01	FM 4474(D) (2020) UL 1897 (2015)
PRI Construction Materials Technologies (TST5878)	JMC-245-02-02	FM 4474(B) (2020)
PRI Construction Materials Technologies (TST5878)	JMC-246-02-01	FM 4474(B) (2020)
PRI Construction Materials Technologies (TST5878)	JMC-267-02-01	FM 4474(D) (2020) UL 1897 (2015)
PRI Construction Materials Technologies (TST5878)	JMC-267-02-02	FM 4474(B) (2020)
PRI Construction Materials Technologies (TST5878)	JMC-268-02-01	FM 4474(D) (2020) UL 1897 (2015)
PRI Construction Materials Technologies (TST5878)	JMC-272-02-01	FM 4474(D) (2020) UL 1897 (2015)
PRI Construction Materials Technologies (TST5878)	JMC-308-02-01	FM 4474(B) (2020)
PRI Construction Materials Technologies (TST5878)	JMC-339-02-03	ASTM C 1289 (2023a) ASTM E 84 (2024)
PRI Construction Materials Technologies (TST5878)	JMC-339-02-04	ASTM C 1289 (2023a) ASTM E 84 (2024)
PRI Construction Materials Technologies (TST5878)	507T0002	FM 4474(D) (2020) UL 1897 (2015)
PRI Construction Materials Technologies (TST5878)	507T0003	FM 4474(B) (2020)
PRI Construction Materials Technologies (TST5878)	507T0009	FM 4474(C) (2020)
PRI Construction Materials Technologies (TST5878)	507T0031	FM 4474(C) (2020)
PRI Construction Materials Technologies (TST5878)	507T0061	FM 4474(B) (2020) UL 1897 (2015)
PRI Construction Materials Technologies (TST5878)	507T0065	FM 4474(B) (2020) UL 1897 (2015)
PRI Construction Materials Technologies (TST5878)	507T0108	ASTM D 6164 (2021) ASTM D 5147 (2014)
PRI Construction Materials Technologies (TST5878)	507T0109	ASTM D 6164 (2021)
PRI Construction Materials Technologies (TST5878)	507T0144B	FM 4474(C) (2020)
PRI Construction Materials Technologies (TST5878)	507T0155	FM 4474(B) (2020)
PRI Construction Materials Technologies (TST5878)	507T0174	FM 4474(C) (2020)
PRI Construction Materials Technologies (TST5878)	507T0181	FM 4474(C) (2020)
PRI Construction Materials Technologies (TST5878)	507T0187.2	TAS 117(A&B) (1995) FM 4470 (2022)
PRI Construction Materials Technologies (TST5878)	507T0218	FM 4474(C) (2020)
PRI Construction Materials Technologies (TST5878)	507T0222	ASTM D 6164 (2021)
PRI Construction Materials Technologies (TST5878)	507T0224	FM 4474(D) (2020)
PRI Construction Materials Technologies (TST5878)	507T0241	FM 4474(D) (2020)
PRI Construction Materials Technologies (TST5878)	507T0249	FM 4474(B) (2020)
PRI Construction Materials Technologies (TST5878)	507T0250	FM 4474(B) (2020)
PRI Construction Materials Technologies (TST5878)	507T0256A	FM 4474(C) (2020)
PRI Construction Materials Technologies (TST5878)	507T0266	FM 4474(D) (2020) UL 1897 (2015)
PRI Construction Materials Technologies (TST5878)	507T0267	FM 4474(C) (2020)
PRI Construction Materials Technologies (TST5878)	507T0268	FM 4474(B) (2020)

This evaluation report is provided for State of Florida product approval under Rule 61G20-3. The manufacturer shall notify CREEK Technical Services, LLC of any product changes or quality assurance changes throughout the duration for which this report is valid. This evaluation report does not express nor imply warranty, installation, recommended use, or other product attributes that are not specifically addressed herein.

Entity	Report No.	Standards (Year)
PRI Construction Materials Technologies (TST5878)	507T0270B	FM 4474(D) (2020) UL 1897 (2015)
PRI Construction Materials Technologies (TST5878)	507T0271	FM 4474(B) (2020)
PRI Construction Materials Technologies (TST5878)	507T0273	FM 4474(C) (2020)
PRI Construction Materials Technologies (TST5878)	507T0277	FM 4474(C) (2020)
PRI Construction Materials Technologies (TST5878)	507T0278	FM 4474(C) (2020)
PRI Construction Materials Technologies (TST5878)	507T0269	ASTM D 6164 (2021) ASTM D 5147 (2014)
PRI Construction Materials Technologies (TST5878)	507T0302	FM 4474(D) (2020)
PRI Construction Materials Technologies (TST5878)	507T0303	FM 4474(D) (2020)
PRI Construction Materials Technologies (TST5878)	507T0306.1	FM 4474(D)(2020) TAS 114(J) (2011)
PRI Construction Materials Technologies (TST5878)	507T0320	FM 4474(C) (2020)
PRI Construction Materials Technologies (TST5878)	507T0326A	FM 4474(B) (2020)
PRI Construction Materials Technologies (TST5878)	507T0331	FM 4474(C) (2020)
PRI Construction Materials Technologies (TST5878)	507T0336	FM 4474(B) (2020)
PRI Construction Materials Technologies (TST5878)	507T0339	FM 4474(D) (2020)
PRI Construction Materials Technologies (TST5878)	507T0394	FM 4474(D) (2020)
PRI Construction Materials Technologies (TST5878)	507T0342	UL 1897 (2015)
PRI Construction Materials Technologies (TST5878)	507T0343	UL 1897 (2015)
PRI Construction Materials Technologies (TST5878)	507T0344	FM 4474(D) (2020)
PRI Construction Materials Technologies (TST5878)	507T0381	FM 4474(B) (2020)
PRI Construction Materials Technologies (TST5878)	507T0392	FM 4474(B) (2020)
PRI Construction Materials Technologies (TST5878)	507T0394	FM 4474(D) (2020)
PRI Construction Materials Technologies (TST5878)	507T0404	UL 1897 (2015)
PRI Construction Materials Technologies (TST5878)	507T0405	UL 1897 (2015)
PRI Construction Materials Technologies (TST5878)	507T0407B	UL 1897 (2015)
PRI Construction Materials Technologies (TST5878)	507T0410.1	FM 4474(C) (2020)
Trinity|ERD (TST6049)	02843.02.05-10	FM 4474 (2020)
Trinity|ERD (TST6049)	02843.02.07	FM 4474 (2020)
Trinity|ERD (TST6049)	10390A-10.97-1	FM 4474 (2020)
Trinity|ERD (TST6049)	10390A-12.97-1	FM 4474 (2020)
Trinity|ERD (TST6049)	10391.01.03	FM 4474 (2020)
Trinity|ERD (TST6049)	4251.08.96-1	FM 4474 (2020)
Trinity|ERD (TST6049)	4670.03.01-1	TAS 117(A&B) (1995)
Trinity|ERD (TST6049)	4670.07.97-1	TAS 117 (1995)
Trinity|ERD (TST6049)	4670.10.95-1	TAS 117(B) (1995)
Trinity|ERD (TST6049)	4674.11.01-1-R4	TAS 117(B) (1995)
Trinity|ERD (TST6049)	A35880.04.12	TAS 117 (1995)
Trinity|ERD (TST6049)	J34190.03.11	FM 4474 (2020)
Trinity|ERD (TST6049)	J45020.07.13	FM 4474 (2020)
Trinity|ERD (TST6049)	J5260.03.07	FM 4474 (2020)
Trinity|ERD (TST6049)	JM-11190.03.16	FM 4474(D) (2020)
Trinity|ERD (TST6049)	JM-SC11320.03.16	FM 4474 (2020)

This evaluation report is provided for State of Florida product approval under Rule 61G20-3. The manufacturer shall notify CREEK Technical Services, LLC of any product changes or quality assurance changes throughout the duration for which this report is valid. This evaluation report does not express nor imply warranty, installation, recommended use, or other product attributes that are not specifically addressed herein.

LIMITATIONS

1. This report is not for use in the HVHZ.
2. Fire classification is not within the scope of this evaluation.
3. Installation of the evaluated products shall comply with this report, the FBC, and the manufacturer's published application instructions. Where discrepancies exist between these sources, the more restrictive and FBC compliant installation detail shall prevail.
4. The roof deck and the roof deck attachment information are provided based on testing. FBC requirements for the rational design of the roof deck, including the attachment, are not within scope of this evaluation.
5. Foam plastic insulation shall be installed in accordance with the FBC Section 2603.4 and 2603.6.
6. The minimum roof slope shall be 1/4:12 for new construction.
7. For assemblies containing mechanical attachment or adhered in ribbon-applied adhesive, the allowable uplift pressure for the selected assembly shall meet or exceed the minimum design loads as determined in accordance with the FBC Chapter 16. The attachment density may be increased by a qualified design professional, as necessary, to meet the design pressure requirements in the periphery zones. Calculations shall be conducted in compliance with RAS 117, RAS 137, or Section 2.2.10.1 FM LPDS 1-29 (July 2022).
8. Reroofing applications shall be examined in accordance with FBC Section 1511. For mechanically fastened systems, a field withdrawal resistance test (ANSI/SPRI FX-1 or TAS 105) shall be conducted by a qualified professional to ensure the fastener meets the minimum design load requirements of the system. For adhered systems, a field uplift resistance test (ASTM E 907, FM LPDS 1-52, ANSI/SPRI IA-1, or TAS 124) shall be conducted to confirm conformance of the existing to the minimum design loads.
9. For assemblies adhered in ribbon-applied adhesive, the allowable uplift pressure for the selected assembly shall meet or exceed the minimum design loads as determined in accordance with the FBC Chapter 16. The attachment density may be increased by a qualified design professional, as necessary, to meet the design pressure requirements in the periphery zones. Calculations shall be conducted in compliance with Section 2.2.10.1 FM LPDS 1-29 (July 2022).
10. Materials shall conform to FBC Sections 1506 and 1711.
11. FBC Section 1504.3.1.1 is not within the scope of this evaluation.
12. All products listed in this report shall be manufactured under a quality assurance program in compliance with Rule 61G20-3.

This evaluation report is provided for State of Florida product approval under Rule 61G20-3. The manufacturer shall notify CREEK Technical Services, LLC of any product changes or quality assurance changes throughout the duration for which this report is valid. This evaluation report does not express nor imply warranty, installation, recommended use, or other product attributes that are not specifically addressed herein.

COMPLIANCE STATEMENT

This report has been prepared in accordance with F.A.C. Rule 61G20-3.

ZACHARY R. PRIEST
LICENSE
No 74021
STATE OF
FLORIDA
PROFESSIONAL ENGINEER

This item has been digitally signed and sealed by Zachary R. Priest, PE, on 9/9/2026.

Printed copies of this document are not considered signed and sealed and the signature must be verified on any electronic copies.

Digitally signed by Zachary R. Priest

2026.09.09 15:28:41 -04'00'

Zachary R. Priest, P.E.
Florida Registration No. 74021
Organization No. ANE9641

CERTIFICATION OF INDEPENDENCE

CREEK Technical Services, LLC does not have, nor will it acquire, a financial interest in any company manufacturing or distributing products under this evaluation.

CREEK Technical Services, LLC is not owned, operated, or controlled by any company manufacturing or distributing products under this evaluation.

Zachary R. Priest, P.E. does not have, nor will acquire, a financial interest in any company manufacturing or distributing products under this evaluation.

Zachary R. Priest, P.E. does not have, nor will acquire, a financial interest in any other entity involved in the approval process of the product.

APPENDICES

1) APPENDIX A – Installation (5 pages)
2) APPENDIX B – Nomenclature and Approved Assemblies (40 pages)

This evaluation report is provided for State of Florida product approval under Rule 61G20-3. The manufacturer shall notify CREEK Technical Services, LLC of any product changes or quality assurance changes throughout the duration for which this report is valid. This evaluation report does not express nor imply warranty, installation, recommended use, or other product attributes that are not specifically addressed herein.

INSTALLATION

Note - Refer to the APPROVED ASSEMBLIES section of this report within Appendix B for specific installation details of a selected assembly.

Unless otherwise specified in this report the following installation details shall be met for the named products:

Component	Product	Installation Detail
Fastening Systems	JM All Purpose Fastener	#14 fasteners; Min. 3/4-inch penetration through the top rib of the steel deck or wood deck; Min. 1-inch penetration into concrete deck
	JM High Load Plates	2 3/8-inch diameter; Galvalume steel plate with eyehooks
	JM High Load Fastener	#15 fastener; Min. 3/4-inch penetration through the top rib of the steel deck or wood deck
	JM Lightweight Concrete (LWC) CR Base Sheet Fastener	Min. 1.7-inch shank; Pre-Assembled with 2.7-inch galvalume coated steel plate. Full embedment of shank into substrate
	JM Polymer Auger Fastener	Min. 2-inch embedment into gypsum or cementitious wood fiber decks
	JM Polymer Auger Plate 3”	For use with Polymer Auger Fastener; 3-inch round plate
	JM Structural Concrete Deck Fasteners	Hammer-in fasteners; Min. 1-inch penetration into concrete deck
	JM UltraFast 3” Round Metal Plate or UltraFast Plate Metal Recessed	3-inch diameter round; Galvalume steel plate
	JM UltraFast Fastener	#12 fastener; Min. 3/4-inch penetration through the top rib of the steel deck or wood deck
	JM UltraFast Plastic Plate	3-inch diameter round; High Density Polyolefin plate
	JM UltraFast Square Metal Plate or UltraFast Plate Metal Flat	3-inch square; Galvalume steel plate
	JM UltraLok	Min. 1.4-inch shank; Pre-Assembled with 2.7-inch galvalume coated steel plate. Full embedment of shank into substrate
	OMG #12 Standard Roofgrip	#12 fastener; Min. 3/4-inch penetration through the top rib of the steel deck or wood deck
	OMG #15 Roofgrip	#15 fastener; Min. 3/4-inch penetration through the top rib of the steel deck or wood deck
	OMG 3” Round Metal Plate	3-inch diameter round; Galvalume steel plate
	OMG CD-10	Hammer-in fasteners; Min. 1-inch penetration into concrete deck
	OMG CR Base Sheet Fastener 1.7	Min. 1.7-inch shank; Pre-Assembled with 2.7-inch galvalume coated steel plate. Full embedment of shank into substrate
	OMG Eyehook Accuseam Plate	2 3/8-inch diameter; Galvalume steel plate with eyehooks
	OMG Flat Bottom Metal Plate	3-inch square; Galvalume steel plate
	OMG Heavy Duty	#14 fasteners; Min. 3/4-inch penetration through the top rib of the steel deck or wood deck; Min. 1-inch penetration into concrete deck
	OMG OlyLok Locking Impact Nail	Min. 1.4-inch shank; Pre-Assembled with 2.7-inch galvalume coated steel plate. Full embedment of shank into substrate
	OMG Plastic Plate	3-inch diameter round; High Density Polyolefin plate
	OMG Polymer Gyptec	Min. 2-inch embedment into gypsum or cementitious wood fiber decks
	OMG Polymer Gyptec Insulation Plate	For use with Polymer Auger Fastener; 3-inch round plate
	SFS Intec Dekfast DF-#12-PH3 Fastener	#12 fasteners; Min. 3/4-inch penetration through the top rib of the steel deck or wood deck;
	SFS Intec Dekfast DF-#14-PH3 Fastener	#15 fasteners; Min. 3/4-inch penetration through the top rib of the steel deck or wood deck; Min. 1-inch penetration into concrete deck

This evaluation report is provided for State of Florida product approval under Rule 61G20-3. The manufacturer shall notify CREEK Technical Services, LLC of any product changes or quality assurance changes throughout the duration for which this report is valid. This evaluation report does not express nor imply warranty, installation, recommended use, or other product attributes that are not specifically addressed herein.

Component	Product	Installation Detail
Fastening Systems	SFS Intec Dekfast DF-#15-PH3 Fastener	#15 fasteners; Min. 3/4-inch penetration through the top rib of the steel deck or wood deck; Min. 1-inch penetration into concrete deck
	SFS Intec Dekfast PLT-H-2-7/8	2-7/8" hexagonal galvalume steel stress plate
	SFS Intec Dekfast PLT-R-3	3-inch diameter round; Galvalume steel plate
	Trufast 3" Metal Insulation Plate	3-inch diameter round; Galvalume steel plate
	Trufast #12 DP Fastener	#12 fasteners; Min. 3/4-inch penetration through the top rib of the steel deck or wood deck;
	Trufast #14 HD Fastener	#14 fasteners; Min. 3/4-inch penetration through the top rib of the steel deck or wood deck; Min. 1-inch penetration into concrete deck
	Trufast #15 EHD Fastener	#15 fasteners; Min. 3/4-inch penetration through the top rib of the steel deck or wood deck;
	Trufast Twin-Loc Nail	Min. 1.4-inch shank; Base sheet fastener with and without integrated 2.7-inch diameter plate.
	TRUFAST VERSA-FAST Fastener	Min. 2 1/4-inch length; Min. 2 1/4-inch embedment into for LWIC or Gypsum decks; Min. 3/4-inch penetration through wood deck
	TRUFAST VERSA-FAST Metal Plate	3-inch diameter; 0.017-inch thick Galvalume steel plate with one (1) center hole and eight (8) equally spaced perimeter holes for multiple fastening
Insulation Adhesives	JM One-Step Foamable Adhesive	Ribbon adhered in 3/4 to 1-inch wide beads
	JM Two Part Urethane Insulation Adhesive or JM Two-Part UIA	
	JM Two-Part Urethane Adhesive Canister or JM Two-Part UIA Canister	
	JM Roofing System Urethane Adhesive	
	JM UA Canister	
	Millennium One Step Foamable Adhesive	
	Millennium PG-1 Low Viscosity Insulation Adhesive	
	OMG OlyBond 500	
	OMG OlyBond 500 Canister	
	ASTM D 312, Type IV Asphalt	Fully adhered within the EVT range at a rate of 20-40 lbs/100 ft^2
Membrane Adhesives	JM DynaSet 1k	Fully adhered at a rate of 1.5-2.0 gal/100 ft^2
	Millennium Hurricane Force 1-Part Membrane Adhesive	
	JM MBR Bonding Adhesive	Fully adhered at a rate of 1.5-2.0 gal/100 ft^2
	JM MBR Cold Application Adhesive	
	JM Premium Cold Application Adhesive	Fully adhered at a rate of 1.5-2.0 gal/100 ft^2
Insulation/Cover Boards	EPS	Min. 0.5-inch, min. 1.5 pcf expanded polystyrene; Adhered boards shall be a maximum 4-ft x 4-ft
	Georgia-Pacific DensDeck	Min. 1/4-inch thick
	Georgia-Pacific DensDeck Prime	
	Georgia-Pacific DensDeck StormX Prime	Min. 5/8-inch thick
	JM ENRGY 3 and tapered	Min. 1/2-inch thick; Min. 20 psi; Adhered boards shall be a maximum 4-ft x 4-ft
	JM ENRGY 3 C1 and tapered	
	JM ENRGY 3 AGF and tapered	
	JM ENRGY 3 CGF and tapered	
	JM ENRGY 3 C1 CGF and tapered	
	JM ENRGY 3 FR and tapered	Min. 1/2-inch thick; Min. 20 psi; Adhered boards shall be a maximum 4-ft x 4-ft
	JM Invinsa Roof Board	Min. 1/4-inch thick; Adhered boards shall be a maximum 4-ft x 4-ft
	JM Invinsa FR Roof Board	Min. 1/4-inch thick; Adhered boards shall be a maximum 4-ft x 4-ft

This evaluation report is provided for State of Florida product approval under Rule 61G20-3. The manufacturer shall notify CREEK Technical Services, LLC of any product changes or quality assurance changes throughout the duration for which this report is valid. This evaluation report does not express nor imply warranty, installation, recommended use, or other product attributes that are not specifically addressed herein.

Component	Product	Installation Detail
Insulation/Cover Boards (Cont'd)	JM ProtectoR HD	1/2-inch thick; Min. 80 psi; Adhered boards shall be a maximum 4 ft x 4 ft
	JM ProtectoR HD FR	
	JM DuraBoard	Min. 1/2-inch thick; Adhered boards shall be a maximum 4-ft x 4-ft
	JM Retro-Fit Board	
	JM RetroPlus Roof Board	
	JM Fesco Board	Min. 3/4-inch thick
	JM SECUROCK Gypsum-Fiber Roof Board	Min. 1/4-inch thick
	JM SECUROCK Glass-Mat Roof Board	
	JM SeparatoR	1/2-inch thick; Min. 25 psi; Adhered boards shall be a maximum 4 ft x 4 ft
	JM SeparatoR CGF	
	JM SeparatoR FR	
	JM DuraFoam	Min. 1.5-inch thick; Adhered boards shall be a maximum 4-ft x 4-ft
	JM FescoFoam	
	National Gypsum DEXcell Cement Roof Board	Min. 7/16-inch thick; Adhered boards shall be a maximum 4-ft x 4-ft
	National Gypsum DEXcell Glass Mat Roof Board	Min. 1/4-inch thick
	National Gypsum DEXcell FA Glass Mat Roof Board	
Base/Ply Sheets	Tri-Built Ply IV	Min. 3-inch wide side-laps; Min. 6-inch end laps; Side-laps shall be installed perpendicular to the direction of the steel deck ribs and parallel to the direction of the wood trusses for mechanically attached systems
	Tri-Built Glass Base	
	Tri-Built TM SBS Smooth	
Cap Sheets	Tri-Built TM SBS Granulated	Min. 3-inch wide side-laps; Min. 6-inch end laps
Cellular Lightweight Concrete	Celcore MF	Slurry coat min. 1/8-inch thick; 1-inch thick EPS board (1 lbs/ft^3); Min. 2-inch thick top coat; Celcore PVA curing compound applied at rate of 300 ft^2/gal
	Celcore MF with HS Rheology Modifying Admixture	
	Celcore S-1	Applied in a continuous film with a broom prior to placement of the Celcore lightweight concrete
	Mearlcrete	Slurry coat min. 1/8-inch thick; Min. 1-inch thick EPS board (1 lbs/ft^3); Min. 2-inch top coat
	Elastizell	
	Concrecel	
	Cellular Lightweight Concrete	
Vapor Barrier	Tri-Built TM SBS Smooth	Min. 3-inch wide side-laps; Min. 6-inch end laps; Applied with hot or cold *approved* adhesives
Vapor Barrier Adhesives	JM DynaSet 1k	Min. 4-inch side laps sealed at a rate of 1.5-2.0gal/100ft^2; Applied to substrate in 0.75 to 1-inch wide continuous ribbons; See Membrane Adhesive instructions for base, ply, and cap sheet application instructions;
	JM DynaSet 2k	
	Millennium Hurricane Force 1-Part Membrane Adhesive	
	Millennium Hurricane Force Membrane Adhesive	

This evaluation report is provided for State of Florida product approval under Rule 61G20-3. The manufacturer shall notify CREEK Technical Services, LLC of any product changes or quality assurance changes throughout the duration for which this report is valid. This evaluation report does not express nor imply warranty, installation, recommended use, or other product attributes that are not specifically addressed herein.

Insulation/Cover Board Fastening Patterns	
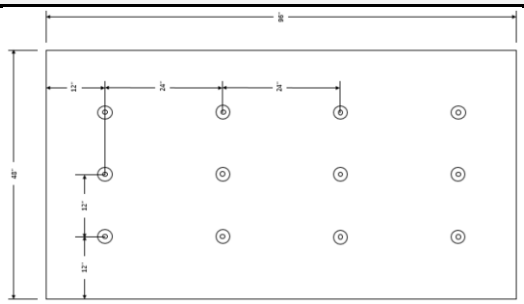 *12 per 4-ft x 8-ft board* (Max. 2.67-ft^2 contributory area per fastener)	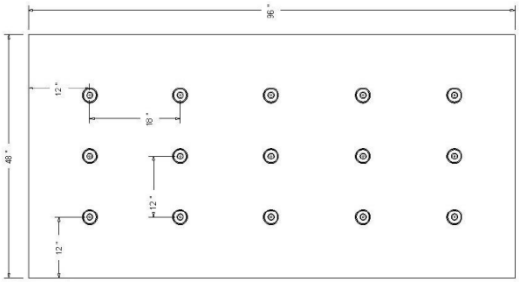 *15 per 4-ft x 8-ft board* (Max. 2.0-ft^2 contributory area per fastener)
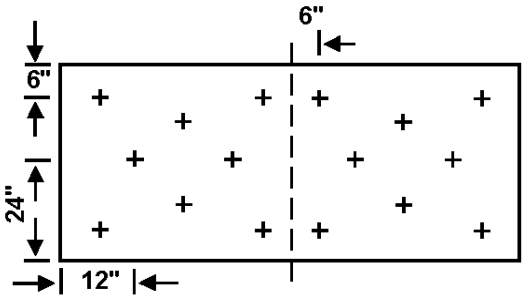 *16 per 4-ft x 8-ft board* (Max. 2.0-ft^2 contributory area per fastener)	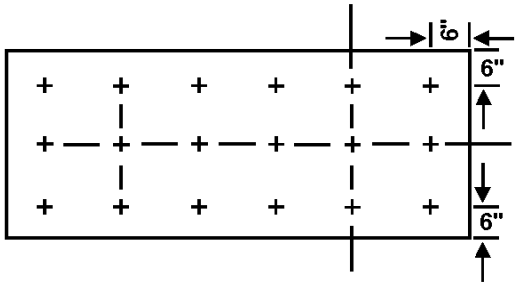 *18 per 4-ft x 8-ft board* (Max. 1.78-ft^2 contributory area per fastener)
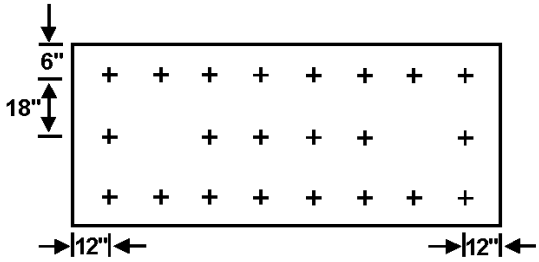 *22 per 4-ft x 8-ft board* (Max. 1.45-ft^2 contributory area per fastener)	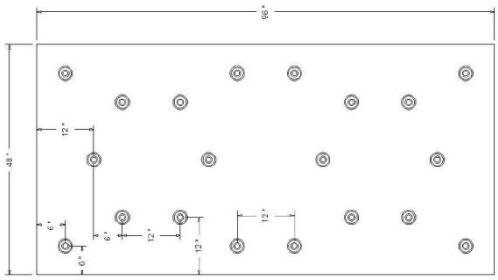 *20 per 4-ft x 8-ft boar* (Max. 1.6-ft^2 contributory area per fastener)
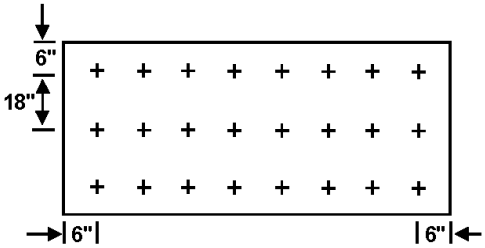 *24 per 4-ft x 8-ft board* (Max. 1.33-ft^2 contributory area per fastener)	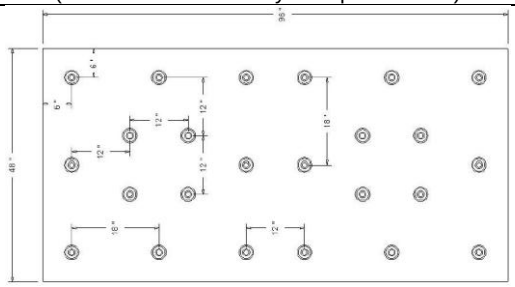 *24 per 4-ft x 8-ft board Alt.* (Max. 1.33-ft^2 contributory area per fastener)

This evaluation report is provided for State of Florida product approval under Rule 61G20-3. The manufacturer shall notify CREEK Technical Services, LLC of any product changes or quality assurance changes throughout the duration for which this report is valid. This evaluation report does not express nor imply warranty, installation, recommended use, or other product attributes that are not specifically addressed herein.

Insulation/Cover Board Fastening Patterns	
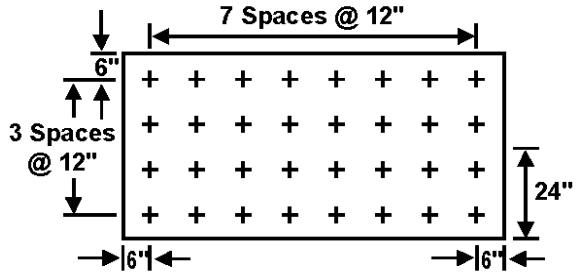 *32 per 4-ft x 8-ft board* (Max. 1.0-ft^2 contributory area per fastener)	

This evaluation report is provided for State of Florida product approval under Rule 61G20-3. The manufacturer shall notify CREEK Technical Services, LLC of any product changes or quality assurance changes throughout the duration for which this report is valid. This evaluation report does not express nor imply warranty, installation, recommended use, or other product attributes that are not specifically addressed herein.

NOMENCLATURE

The following naming conventions are utilized to specify products in the APPROVED ASSEMBLIES section of this report. Refer to the nomenclature below when deciphering the allowable products for use in the selected assembly. Installation requirements shall be as noted in the APPROVED ASSEMBLIES and INSTALLATION section of this report.

Name	Definition
1k BUR Ply	One or more plies of Tri-Built Glass Base fully bonded in *DynaSet 1k*
1k SBS Ply	One or more plies of Tri-Built TM SBS Smooth fully bonded in *DynaSet 1k*
1k SBS Cap	One ply of Tri-Built TM SBS Granulated fully bonded in *DynaSet 1k*
2-Part UIA	JM Two-Part Urethane Insulation Adhesive, JM Two-Part UIA, JM Two-Part Urethane Adhesive Canister, JM Two-Part UIA Canister, OlyBond 500, or OlyBond 500 Canister
AP & UF Plates	All Purpose Fasteners (*Concrete Deck, Steel Deck,* or *Wood Deck),* or JM High Load Fasteners (*Wood Deck* or *Steel Deck*) with JM UltraFast Square Metal Plate, UltraFast Plate Metal Flat, UltraFast 3" Round Metal Plate, or UltraFast Plate Metal Recessed
AP Fasteners & Plates	JM All Purpose Fastener, OMG Heavy Duty, Trufast #14 HD Fastener, JM Structural Concrete Deck Fastener (concrete only), or OMG CD-10 (concrete only) and JM UltraFast 3" Round Metal Plate, JM UltraFast Plate Metal Recessed, OMG 3" Round Metal Plate, JM UltraFast Plate Metal Flat, JM UltraFast Square Metal Plate, or OMG Flat Bottom Metal Plate
BA SBS BUR Base	One ply of Tri-Built Glass Base fully bonded in JM MBR Bonding Adhesive
BA SBS BUR Base 2	One ply of Tri-Built Glass Base or Tri-Built TM SBS Smooth fully bonded in JM MBR Bonding Adhesive
BA SBS BUR Ply	One or more plies of Tri-Built Glass Base or Tri-Built TM SBS Smooth fully bonded in JM MBR Bonding Adhesive
BA SBS Cap	One ply of Tri-Built TM SBS Granulated fully bonded in JM MBR Bonding Adhesive
BA SBS Ply	One or more plies of Tri-Built TM SBS Smooth fully bonded in JM MBR Bonding Adhesive
CA SBS BUR Ply	One or more plies of Tri-Built Glass Base or Tri-Built TM SBS Smooth fully bonded in JM MBR Cold Application Adhesive
CA SBS Cap	One ply of Tri-Built TM SBS Granulated fully bonded in JM MBR Cold Application Adhesive
CA SBS Ply	One or more plies of Tri-Built TM SBS Smooth fully bonded in JM MBR Cold Application Adhesive
Celcore MF	Celcore MF with HS Rheology Modifying Admixture cellular lightweight concrete
Cover Board	One layer of any of the following products: -Georgia-Pacific DensDeck -Georgia-Pacific DensDeck Prime -Georgia-Pacific DensDeck StormX Prime -JM Invinsa Roof Board -JM Invinsa FR Roof Board -JM ProtectorR HD -JM ProtectorR HD FR -JM SECUROCK Glass-Mat Roof Board -JM SECUROCK Gypsum-Fiber Roof Board -National Gypsum DEXcell FA Glass Mat Roof Board -National Gypsum DEXcell Glass Mat Roof Board -National Gypsum DEXcell Cement Roof Board
Deck Detail	All decks shall be designed by others in accordance with FBC requirements.
	Concrete Deck: Min. f'_c = 2,500 psi at 28 days
	Steel Deck: Min. 22 ga, Wide Rib Deck (Type WR) conforming to ANSI/SDI-RD1.0 & FBC; 0.5% Vented for *LWIC* applications only.
	G<#>: Min. Grade <#> of *Steel Deck*
	Wood Deck: APA span-rated sheathing.
	T<#>O: Min. <#>-inch thickness of the OSB sheathing complying with PS 2-18
	T<#>P: Min. <#>-inch thickness of the plywood sheathing complying with PS 1-19
	L<#>: Max. span of <#> inches

This evaluation report is provided for State of Florida product approval under Rule 61G20-3. The manufacturer shall notify CREEK Technical Services, LLC of any product changes or quality assurance changes throughout the duration for which this report is valid. This evaluation report does not express nor imply warranty, installation, recommended use, or other product attributes that are not specifically addressed herein.

Name	Definition			
DensDeck	Min. 1/4-inch Georgia-Pacific DensDeck			
DensDeck Prime	Min. 1/4-inch Georgia-Pacific DensDeck Prime; or DensDeck StormX Prime			
DEXcell FA	Min. 1/4-inch National Gypsum DEXcell FA Glass Mat Roof Board			
DEXcell Cement	National Gypsum DEXcell Cement Roof Board			
DF	Dekfast DF-#12-PH3 (*Steel Deck,* or *Wood Deck)*, Dekfast DF-#14-PH# (*Concrete Deck, Steel Deck,* or *Wood Deck),* or Dekfast DF-#15-PH3 (*Steel Deck,* or *Wood Deck)* with Dekfast PLT-R-3			
DynaSet 1k	JM DynaSet 1k or Millennium Hurricane Force 1-Part Membrane Adhesive			
DynaSet 2k	JM DynaSet 2k or Millennium Hurricane Force Membrane Adhesive			
E3	JM ENRGY 3 or JM ENRGY 3 CGF			
E3 C1	JM ENRGY 3 C1 or JM ENRGY 3 C1 CGF			
Fasteners & Plates	Choose one of the following fastener and plate combinations for the given conditions:			
	Board or Base Sheet	**Fastener**	**Plate**	**Roof Deck**
	Any	JM All Purpose Fastener, OMG Heavy Duty, JM Structural Concrete Deck Fastener, OMG CD-10, Dekfast DF-#14-PH3, or Trufast #14 HD Fastener	JM UltraFast Square Metal Plate, UltraFast Plate Metal Flat, OMG Flat Bottom Metal Plate, UltraFast 3” Round Metal Plate, UltraFast Plate Metal Recessed, or OMG 3” Round Metal Plate	Concrete
	Any	JM UltraFast Fastener, OMG #12 Standard Roofgrip, Trufast #12 DP Fastener, Trufast #14 HD Fastener, JM High Load Fastener, OMG #15 Roofgrip, Dekfast DP-#15-PH3, or Trufast #15 EHD Fastener	JM UltraFast Square Metal Plate, UltraFast Plate Metal Flat, OMG Flat Bottom Metal Plate, UltraFast 3” Round Metal Plate, UltraFast Plate Metal Recessed, or OMG 3” Round Metal Plate	Steel
	Any	JM UltraFast Fastener, OMG #12 Standard Roofgrip, Trufast #12 DP Fastener, Dekfast DF-#12-PH3, JM All Purpose Fastener, OMG Heavy Duty, Dekfast DF-#14-PH#, JM High Load Fastener, OMG #15 Roofgrip, Dekfast DF-#15-PH3, or Trufast #15 EHD Fastener	JM UltraFast Square Metal Plate, UltraFast Plate Metal Flat, OMG Flat Bottom Metal Plate, UltraFast 3” Round Metal Plate, UltraFast Plate Metal Recessed, or OMG 3” Round Metal Plate	Plywood or OSB
	Any	Dekfast DF-#14-PH3	Dekfast PLT-R-3	Concrete
	Any	Dekfast DF-#12-PH3 or Dekfast DP-#15-PH3	Dekfast PLT-R-3	Steel
	Any	Dekfast DF-#12-PH3, Dekfast DF-#14-PH#, or Dekfast DF-#15-PH3	Dekfast PLT-R-3	Plywood or OSB
	Any	JM All Purpose Fastener, OMG Heavy Duty, JM Structural Concrete Deck Fastener, OMG CD-10, or Trufast #14 HD Fastener	Trufast 3” Metal Insulation Plates	Concrete
	ENRGY 3, SeparatoR CGF, *DensDeck Prime, DEXcell FA*, or *SECUROCK*	JM UltraFast Fastener, OMG #12 Standard Roofgrip, JM High Load Fastener, or OMG #15 Roofgrip	Trufast 3” Metal Insulation Plates	Steel

This evaluation report is provided for State of Florida product approval under Rule 61G20-3. The manufacturer shall notify CREEK Technical Services, LLC of any product changes or quality assurance changes throughout the duration for which this report is valid. This evaluation report does not express nor imply warranty, installation, recommended use, or other product attributes that are not specifically addressed herein.

Name	Definition			
Fasteners & Plates (Continued)	**Board or Base Sheet**	**Fastener**	**Plate**	**Roof Deck**
	ENRGY 3, SeparatoR CGF, *DensDeck Prime, DEXcell FA*, or *SECUROCK*	JM UltraFast Fastener, OMG #12 Standard Roofgrip, JM All Purpose Fastener, OMG Heavy Duty, JM High Load Fastener, or OMG #15 Roofgrip	Trufast 3" Metal Insulation Plates	Plywood or OSB
	Any	Trufast #12 DP Fastener, Trufast #14 HD Fastener, or Trufast #15 EHD Fastener	Trufast 3" Metal Insulation Plates	Steel or OSB
	Any	Trufast #12 DP Fastener or Trufast #15 EHD Fastener	Trufast 3" Metal Insulation Plates	Plywood
HA SBS BUR Base	One ply of Tri-Built Glass Base fully bonded in ASTM D 312, Type IV Asphalt			
HA SBS BUR Base 2	One ply of Tri-Built Glass Base or Tri-Built Ply IV fully bonded in ASTM D 312, Type IV Asphalt			
HA SBS BUR Ply	One or more plies of Tri-Built Ply IV, Tri-Built Glass Base, or Tri-Built TM SBS Smooth or DynaPly T1 fully bonded in ASTM D 312, Type IV Asphalt			
HA SBS Cap	One ply of Tri-Built TM SBS Granulated fully bonded in ASTM D 312, Type IV Asphalt			
HA SBS Ply	One or more plies of Tri-Built TM SBS Smooth fully bonded in ASTM D 312, Type IV Asphalt			
HL & UF Plates	JM High Load Fasteners (*Wood Deck* or *Steel Deck*) with JM UltraFast Square Metal Plate, UltraFast Plate Metal Flat, UltraFast 3" Round Metal Plate, or UltraFast Plate Metal Recessed			
HL Fasteners & Plates	JM High Load Fasteners, OMG #15 Roofgrip, or Trufast #15 EHD Fasteners and JM High Load Plates or OMG Eyehook Accuseam Plate			
INVINSA	JM Invinsa or JM Invinsa FR Roof Board			
Insulation	One of more layers in any combination of: DensDeck DensDeck Prime DEXcell Glass Mat Roof Board DEXcell FA Glass Mat Roof Board DEXcell Cement Board DuraBoard DuraFoam, ENRGY 3 ENRGY 3 AGF ENRGY 3 C1	ENRGY 3 C1 CGF ENRGY 3 CGF ENRGY 3 FR Fesco Board, FescoFoam Invinsa Roof Board Invinsa FR Roof Board ProtectoR HD ProtectoR HD F Retro-Fit Board	SECUROCK Glass-Mat Roof Board SECUROCK Gypsum-Fiber Roof Board SECUROCK Cement Roof Board SeparatoR SeparatoR CGF SeparatoR FR EPS	
JM UA	JM UA Canister			
LWIC	Poured-in-place Cellular Lightweight Concrete with encapsulated insulation board			
MCRF	Minimum Characteristic Resistance Force as determined by TAS 105 for the named fastener in the selected assembly			
MDP	Maximum Design Pressure			
OSFA	JM One-Step Foamable Adhesive or Millennium One Step Foamable Adhesive			
PCA SBS BUR Ply	One or more plies of Tri-Built Ply IV, Tri-Built Glass Base, or Tri-Built TM SBS Smooth fully bonded in JM Premium Cold Application Adhesive			
PCA SBS Cap	Tri-Built TM SBS Granulated fully bonded in JM Premium Cold Application Adhesive			
PCA SBS Ply	One or more plies of Tri-Built TM SBS Smooth fully bonded in JM Premium Cold Application Adhesive			
Preliminarily Secured	Fastened at minimum rate of five (5) fasteners per 4-ft x 8-ft board or four (4) fasteners per 4-ftx 4-ft board			
ProtectoR	JM ProtectoR HD or JM ProtectoR HD FR Roof Board			

This evaluation report is provided for State of Florida product approval under Rule 61G20-3. The manufacturer shall notify CREEK Technical Services, LLC of any product changes or quality assurance changes throughout the duration for which this report is valid. This evaluation report does not express nor imply warranty, installation, recommended use, or other product attributes that are not specifically addressed herein.

Name	Definition
Recover	Where assemblies are used to recover an existing roof, the existing roof shall consist of only one layer of roofing, i.e. recovering a previously recovered roof is not permitted. Recover roofing shall be conducted in compliance with FBC Section 1511. For mechanically fastened roof assemblies, i.e. systems x-M-#, the insulation layer is optional, or any INSULATION board or slip sheet may be used as separation layer prior to installing the approved roof assembly.
RS Nails & Tin Tags	Min. 0.120-inch x 1.25-inch ring shank roofing nails and 32ga. x 1.625-inch diameter galvanized steel tin tags
RSUA	JM Roofing System Urethane Adhesive or Millennium PG-1 Low Viscosity Insulation Adhesive
SECUROCK	Min. 1/4-inch JM SECUROCK Gypsum-Fiber Roof Board
TF	Trufast #12 DP Fastener (*Steel Deck* or *Wood Deck),* Trufast #14 HD Fastener (*Concrete Deck, Steel Deck,* or *Wood Deck),* or Trufast #15 EHD Fasteners (*Concrete Deck, Steel Deck* or *Wood Deck*) with Trufast 3" Metal Insulation Plate
UF	JM UltraFast Fasteners (*Steel Deck* or *Wood Deck),* OMG #12 Standard Roofgrip (*Steel Deck* or *Wood Deck),* JM All Purpose Fasteners (*Concrete Deck, Steel Deck,* or *Wood Deck),* OMG Heavy Duty (*Concrete Deck, Steel Deck,* or *Wood Deck),* JM High Load Fasteners (*Wood Deck* or *Steel Deck*), OMG #15 Roofgrip (*Wood Deck* or *Steel Deck*) and JM UltraFast Square Metal Plate, UltraFast Plate Metal Flat, OMG Flat Bottom Metal Plate, UltraFast 3" Round Metal Plate, UltraFast Plate Metal Recessed, or OMG 3" Round Metal Plate
UF Fasteners & Plates	JM UltraFast Fastener, OMG #12 Standard Roofgrip, or Trufast #12 DP Fasteners and JM UltraFast Square Metal Plate, UltraFast Plate Metal Flat, OMG Flat Bottom Metal Plate, UltraFast 3" Round Metal Plate, UltraFast Plate Metal Recessed, or OMG 3" Round Metal Plate
UltraFast (Square)	JM UltraFast Plate Metal Flat, JM UltraFast Square Metal Plate, or OMG Flat Bottom Metal Plate
Vapor Barriers for Adhered Assemblies over Concrete Deck	One of the following options may be utilized as allowed by the *Approved Assembly*. The *MDP* shall be limited to the lesser of rating of the *Approved Assembly* and the *MDP* for the chosen vapor barrier.

Primer	**Vapor Barrier**	**VB Application**	**Insulation Adhesive**	***MDP* (psf)**
None	Tri-Built TM SBS Smooth; Laps sealed with *DynaSet 1k*	*DynaSet 1k* 12-inch o.c.	*JM UA, OSFA, 2-Part UIA,* or *RSUA* 12-inch o.c.	-232.5
None	Tri-Built TM SBS Smooth; Laps sealed with *DynaSet 1k*	*DynaSet 1k* 12-inch o.c.	ASTM D 312, Type IV Asphalt	-337.5
None	Tri-Built TM SBS Smooth; Laps sealed with *DynaSet 2k*	*DynaSet 2k* 12-inch o.c.	*JM UA, OSFA, 2-Part UIA,* or *RSUA* 12-inch o.c.	-97.5
None	Tri-Built TM SBS Smooth; Laps sealed with *DynaSet 2k*	*DynaSet 2k* 12-inch o.c.	ASTM D 312, Type IV Asphalt	-75

This evaluation report is provided for State of Florida product approval under Rule 61G20-3. The manufacturer shall notify CREEK Technical Services, LLC of any product changes or quality assurance changes throughout the duration for which this report is valid. This evaluation report does not express nor imply warranty, installation, recommended use, or other product attributes that are not specifically addressed herein.

APPROVED ASSEMBLIES

The following notes shall be observed when using the assembly tables below.

1. *MDP*s were calculated using a 2:1 margin of safety per FBC Section 1504.9.
2. Refer to LIMITATIONS and NOMENCLATURE sections of this evaluation when using the table(s) below.
3. Refer to INSTALLATION section of this report for installation detail when the information is not explicitly stated for the selected assembly.
4. The on-center (o.c.) spacing given is the maximum allowable attachment spacing for the rated system.
5. Prior to application of the approved assembly an optional vapor barrier, such as 4-6 mil polyethylene or an adhered vapor barrier to a roof board may be installed over concrete, steel, or wood decks when the approved assembly contains insulation or the membrane fastened through to the deck.
6. Base Insulation in assemblies with All Layers Adhered may be installed in one or more layers.
7. Steel deck utilized in System Nos. S-A-# shall be ASTM A653, G90 galvanized steel.
8. For systems C-AM-#, C-M-#, S-AM-#, and S-M-#, it is permissible to install over or substitute loose fill insulation with minimum 200psi, minimum 2-inch FBC approved lightweight insulating concrete applied over the concrete or steel deck. Fasteners shall be installed through the lightweight insulating concrete anchoring into the structural deck.

Assembly System Numbers and Definitions	
C-A-#	Assemblies with All Layers Adhered over *Concrete Deck* (New or Existing)
C-AM-#	Assemblies with Adhered Membranes over Insulated *Concrete Deck* (New, Existing, or *Recover*)
C-M-#	Mechanically Fastened Assemblies over *Concrete Deck* (New, Existing, or *Recover*)
CW-A-#	Assemblies with All Layers Adhered over Cementitious Wood Fiber Deck (New or Existing)
CW-AM-#	Assemblies with Adhered Membranes over Insulated Cementitious Wood Fiber Deck (New, Existing or *Recover*)
CW-M-#	Mechanically Fastened Assemblies over Cementitious Wood Fiber Deck (New, Existing, or *Recover*)
G-A-#	Assemblies with All Layers Adhered over Poured Gypsum Deck (New or Existing)
G-AM-#	Assemblies with Adhered Membranes over Insulated Poured Gypsum Deck (New, Existing or *Recover*)
G-M-#	Mechanically Fastened Assemblies over Poured Gypsum Deck (New, Existing, or *Recover*)
LC-A-#	Lightweight Concrete Assemblies with All Layers Adhered over *Concrete Deck* (New or Existing)
LC-AM-#	Lightweight Concrete Assemblies with Adhered Membranes over *Concrete Deck* (New or Existing)
LC-M-#	Mechanically Fastened Lightweight Concrete Assemblies over *Concrete Deck* (New or Existing)
LS-AM-#	Lightweight Concrete Assemblies with Adhered Membranes over *Steel Deck* (New or Existing)
LS-M-#	Mechanically Fastened Lightweight Concrete Assemblies over *Steel Deck* (New or Existing)
R-A-#	Adhered *Recover* Assemblies
S-A-#	Adhered *Steel Deck* Assemblies (New or Existing)
S-AM-#	Assemblies with Adhered Membranes over Insulated *Steel Deck* (New, Existing, or *Recover*)
S-M-#	Mechanically Fastened Assemblies over *Steel Deck* (New, Existing, or *Recover*)
W-A-#	Assemblies with All Layers Adhered over *Wood Deck* (New or Existing)
W-AM-#	Assemblies with Adhered Membranes over Insulated *Wood Deck* (New, Existing, or *Recover*)
W-M-#	Mechanically Fastened Assemblies over *Wood Deck* (New, Existing, or *Recover*)

This evaluation report is provided for State of Florida product approval under Rule 61G20-3. The manufacturer shall notify CREEK Technical Services, LLC of any product changes or quality assurance changes throughout the duration for which this report is valid. This evaluation report does not express nor imply warranty, installation, recommended use, or other product attributes that are not specifically addressed herein.

Assemblies with All Layers Adhered over *Concrete Deck* (New or Existing)							
System No.	Vapor Barrier	Base Insulation (Note 6)	Top Insulation	Base Ply	Ply Sheet	Cap Sheet	*MDP (psf)*
C-A-1	OPTIONAL *HA SBS BUR Base 2* or *Vapor Barriers for Adhered Assemblies over Concrete Deck*	Min. 1.5-inch *E3* fully adhered in ASTM D 312, Type IV Asphalt	DuraBoard or Min. 1/2-inch FescoBoard fully adhered in ASTM D 312, Type IV Asphalt	*BA SBS BUR Base*	OPTIONAL *BA SBS BUR Ply* or *HA SBS BUR Ply*	*BA SBS Cap* or *HA SBS Cap*	**-82.5 (Lim. 9)**
C-A-2	*Vapor Barriers for Adhered Assemblies over Concrete Deck*	Min. 1-inch ENRGY 3 secured with *2-Part UIA* ribbons spaced 12-inch o.c.	*DensDeck Prime* or *SECUROCK* secured with *JM UA* or *2-Part UIA* ribbons spaced 12-inch o.c.	*CA SBS Ply*	OPTIONAL *CA SBS Ply*	*CA SBS Cap*	**-82.5 (Lim. 9)**
C-A-3	*Vapor Barriers for Adhered Assemblies over Concrete Deck*	Min. 1-inch ENRGY 3 secured with *2-Part UIA* ribbons spaced 12-inch o.c.	*DEXcell FA* secured with *JM UA* or *2-Part UIA* ribbons spaced 12-inch o.c.	*BA SBS Ply*	OPTIONAL *BA SBS Ply*	*BA SBS Cap*	**-82.5 (Lim. 9)**
C-A-4	*Vapor Barriers for Adhered Assemblies over Concrete Deck*	Min. 1-inch ENRGY 3 secured with *2-Part UIA* ribbons spaced 12-inch o.c.	*DEXcell FA* secured with *JM UA* or *2-Part UIA* ribbons spaced 12-inch o.c.	*HA SBS Ply*	OPTIONAL *HA SBS Ply*	*HA SBS Cap*	**-82.5 (Lim. 9)**
C-A-5	OPTIONAL *Vapor Barriers for Adhered Assemblies over Concrete Deck*	Min. 1.5-inch *E3* secured with *2-Part UIA, RSUA,* or *OSFA* in ribbons spaced 12-inch o.c.	FescoBoard secured with *2-Part UIA* ribbons spaced 12-inch o.c.	GlasPly Premier, Tri-Built Ply IV or Tri-Built Glass Base fully bonded in ASTM D 312 Type IV Asphalt or *BA SBS BUR Base*	OPTIONAL *BA SBS BUR Ply* or *HA SBS BUR Ply*	*BA SBS Cap* or *HA SBS Cap*	**-112.5 (Lim. 9)**
C-A-6	*Vapor Barriers for Adhered Assemblies over Concrete Deck*	Min. 1-inch ENRGY 3 secured with *RSUA* or *OSFA* ribbons spaced 12-inch o.c.	*DensDeck Prime* or *SECUROCK* secured with *JM UA*, *RSUA* or *OSFA* ribbons spaced 12-inch o.c.	*CA SBS Ply*	OPTIONAL *CA SBS Ply*	*CA SBS Cap*	**-135 (Lim. 9)**
C-A-7	*Vapor Barriers for Adhered Assemblies over Concrete Deck*	Min. 1-inch ENRGY 3 secured with *RSUA* or *OSFA* ribbons spaced 12-inch o.c.	*DEXcell FA* secured with *JM UA*, *RSUA* or *OSFA* ribbons spaced 12-inch o.c.	*BA SBS Ply*	OPTIONAL *BA SBS Ply*	*BA SBS Cap*	**-135 (Lim. 9)**
C-A-8	*Vapor Barriers for Adhered Assemblies over Concrete Deck*	Min. 1-inch ENRGY 3 secured with *RSUA* or *OSFA* ribbons spaced 12-inch o.c.	*DEXcell FA* secured with *JM UA*, *RSUA* or *OSFA* ribbons spaced 12-inch o.c.	*HA SBS Ply*	OPTIONAL *HA SBS Ply*	*HA SBS Cap*	**-135 (Lim. 9)**
C-A-9	OPTIONAL *Vapor Barriers for Adhered Assemblies over Concrete Deck*	Min. 1.5-inch *E3* secured with JM MBR Bonding Adhesive or *2-Part UIA* ribbons spaced 12-inch o.c	DuraBoard secured with JM MBR Bonding Adhesive or *2-Part UIA* ribbons spaced 12-inch o.c	*BA SBS BUR Base*	OPTIONAL *BA SBS BUR Ply* or *HA SBS BUR Ply*	*BA SBS Cap* or *HA SBS Cap*	**-147.5 (Lim. 9)**
C-A-10	-	Min. 1.5-inch *E3* fully adhered in JM MBR Bonding Adhesive	-	*BA SBS BUR Base*	OPTIONAL *BA SBS BUR Ply* or *HA SBS BUR Ply*	*BA SBS Cap* or *HA SBS Cap*	**-147.5 (Lim. 9)**

This evaluation report is provided for State of Florida product approval under Rule 61G20-3. The manufacturer shall notify CREEK Technical Services, LLC of any product changes or quality assurance changes throughout the duration for which this report is valid. This evaluation report does not express nor imply warranty, installation, recommended use, or other product attributes that are not specifically addressed herein.

Assemblies with All Layers Adhered over *Concrete Deck* (New or Existing)							
System No.	Vapor Barrier	Base Insulation (Note 6)	Top Insulation	Base Ply	Ply Sheet	Cap Sheet	*MDP (psf)*
C-A-11	OPTIONAL *Vapor Barriers for Adhered Assemblies over Concrete Deck*	Min. 1-inch ENRGY 3 secured with *OSFA, 2-Part UIA* or *RSUA* ribbons spaced 12-inch o.c.	*DensDeck Prime* or *SECUROCK* secured with *JM UA, OSFA, 2-Part UIA* or *RSUA* ribbons spaced 12-inch o.c.	*1k SBS Ply* or *CA SBS Ply*	OPTIONAL *1k SBS Ply* or *CA SBS Ply*	*1k SBS Cap* or *CA SBS Cap*	**-150 (Lim. 9)**
C-A-12	OPTIONAL *Vapor Barriers for Adhered Assemblies over Concrete Deck*	Min. 1-inch ENRGY 3 secured with *OSFA, 2-Part UIA* or *RSUA* ribbons spaced 12-inch o.c.	*DEXcell FA* secured with *JM UA, OSFA, 2-Part UIA* or *RSUA* ribbons spaced 12-inch o.c.	*1k SBS Ply* or *BA SBS Ply*	OPTIONAL *1k SBS Ply* or *BA SBS Ply*	*1k SBS Cap* or *BA SBS Cap*	**-150 (Lim. 9)**
C-A-13	OPTIONAL *Vapor Barriers for Adhered Assemblies over Concrete Deck*	Min. 1-inch ENRGY 3 secured with *OSFA, 2-Part UIA* or *RSUA* ribbons spaced 12-inch o.c.	*DEXcell FA* secured with *JM UA, OSFA, 2-Part UIA* or *RSUA* ribbons spaced 12-inch o.c.	*HA SBS Ply*	OPTIONAL *HA SBS Ply*	*HA SBS Cap*	**-150 (Lim. 9)**
C-A-14	OPTIONAL *HA SBS BUR Base 2* or *Vapor Barriers for Adhered Assemblies over Concrete Deck*	Min. 1.5-inch *E3,* FescoFoam or DuraFoam fully adhered in ASTM D 312, Type IV Asphalt	Retro-Fit Board or DuraBoard fully adhered in ASTM D 312, Type IV Asphalt	*HA SBS BUR Base 2*	OPTIONAL *HA SBS BUR Ply*	*HA SBS Cap*	**-155 (Lim. 9)**
C-A-15	OPTIONAL *HA SBS BUR Base 2* or *Vapor Barriers for Adhered Assemblies over Concrete Deck*	Min. 1.5-inch *E3,* FescoFoam, DuraFoam, FescoBoard, Retro-Fit Board or Min. 3/4-inch DuraBoard fully adhered in ASTM D 312, Type IV Asphalt	OPTIONAL Retro-Fit Board or Min. 3/4-inch DuraBoard fully adhered in ASTM D 312, Type IV Asphalt	*HA SBS BUR Base*	OPTIONAL *HA SBS BUR Ply*	*HA SBS Cap*	**-167.5 (Lim. 9)**
C-A-16	OPTIONAL *Vapor Barriers for Adhered Assemblies over Concrete Deck*	Min. 1.5-inch ENRGY 3 secured with *OSFA, 2-Part UIA* or *RSUA* ribbons spaced 12-inch o.c.	ProtectoR HD secured with *OSFA, 2-Part UIA* or *RSUA* ribbons spaced 12-inch o.c.	*CA SBS Ply* or *1k SBS Ply*	OPTIONAL *CA SBS Ply* or *1k SBS Ply*	*CA SBS Cap* or *1k SBS Cap*	**-172.5 (Lim. 9)**
C-A-17	OPTIONAL *Vapor Barriers for Adhered Assemblies over Concrete Deck*	Min. 1.5-inch ENRGY 3 secured with *OSFA, 2-Part UIA* or *RSUA* ribbons spaced 12-inch o.c.	*DensDeck Prime* or *DEXcell FA* secured with *OSFA, 2-Part UIA* or *RSUA* ribbons spaced 12-inch o.c.	*1k SBS Ply* or *CA SBS Ply*	OPTIONAL *1k SBS Ply* or *CA SBS Ply*	*1k SBS Cap* or *CA SBS Cap*	**-172.5 (Lim. 9)**
C-A-18	OPTIONAL *Vapor Barriers for Adhered Assemblies over Concrete Deck*	Min. 1.5-inch ENRGY 3 secured with *OSFA, 2-Part UIA* or *RSUA* ribbons spaced 12-inch o.c.	*SECUROCK* secured with *RSUA* ribbons spaced 12-inch o.c.	*CA SBS Ply* or *1k SBS Ply*	OPTIONAL *CA SBS Ply* or *1k SBS Ply*	*CA SBS Cap* or *1k SBS Cap*	**-172.5 (Lim. 9)**

This evaluation report is provided for State of Florida product approval under Rule 61G20-3. The manufacturer shall notify CREEK Technical Services, LLC of any product changes or quality assurance changes throughout the duration for which this report is valid. This evaluation report does not express nor imply warranty, installation, recommended use, or other product attributes that are not specifically addressed herein.

Assemblies with All Layers Adhered over *Concrete Deck* (New or Existing)							
System No.	Vapor Barrier	Base Insulation (Note 6)	Top Insulation	Base Ply	Ply Sheet	Cap Sheet	*MDP (psf)*
C-A-19	OPTIONAL *Vapor Barriers for Adhered Assemblies over Concrete Deck*	Min. 1.5-inch ENRGY 3 secured with *OSFA, 2-Part UIA* or *RSUA* ribbons spaced 12-inch o.c.	*DensDeck Prime*, *DEXcell FA* or *SECUROCK* secured with *OSFA, 2-Part UIA* or *RSUA* ribbons spaced 12-inch o.c.	*1k SBS Ply*	OPTIONAL *1k SBS Ply*	*1k SBS Cap*	**-180 (Lim 9; Non-HVHZ)**
C-A-20	OPTIONAL *Vapor Barriers for Adhered Assemblies over Concrete Deck*	Min. 1-inch ENRGY 3 secured with *OSFA, 2-Part UIA* or *RSUA* ribbons spaced 12-inch o.c.	-	*1k BUR Ply* or *1k SBS Ply*	OPTIONAL *1k SBS Ply*	*1k SBS Cap*	**-180 (Lim. 9)**
C-A-21	OPTIONAL *Vapor Barriers for Adhered Assemblies over Concrete Deck*	Min. 1-inch ENRGY 3 secured with *2-Part UIA* ribbons spaced 12-inch o.c.	*DEXcell FA* secured with *2-Part UIA* ribbons spaced 12-inch o.c.	*CA SBS Ply*	OPTIONAL *CA SBS Ply*	*CA SBS Cap*	**-185 (Lim 9)**
C-A-22	-	FescoBoard or Min. 3/4-inch DuraBoard fully adhered in JM MBR Bonding Adhesive	-	*HA SBS BUR Base 2* or *BA SBS BUR Base*	OPTIONAL *BA SBS BUR Ply;* or *HA SBS BUR Ply*	*BA SBS Cap* or *HA SBS Cap*	**-187.5 (Lim. 9)**
C-A-23	OPTIONAL *Vapor Barriers for Adhered Assemblies over Concrete Deck*	-	DuraBoard secured with *2-Part UIA* ribbons spaced 12-inch o.c.	*BA SBS BUR Base*	OPTIONAL *BA SBS BUR Ply;* or *HA SBS BUR Ply*	*BA SBS Cap* or *HA SBS Cap*	**-187.5 (Lim. 9)**
C-A-24	OPTIONAL *Vapor Barriers for Adhered Assemblies over Concrete Deck*	Min. 1.5-inch ENRGY 3 secured with *OSFA, 2-Part UIA* or *RSUA* ribbons spaced 12-inch o.c.	*DensDeck Prime* or *DEXcell FA* secured with *OSFA, 2-Part UIA* or *RSUA* ribbons spaced 12-inch o.c.	*CA SBS Ply*	OPTIONAL *CA SBS Ply*	*CA SBS Cap*	**-195 (Lim. 9)**
C-A-25	OPTIONAL *Vapor Barriers for Adhered Assemblies over Concrete Deck*	Min. 1-inch ENRGY 3 secured with *2-Part UIA* or *RSUA* ribbons spaced 12-inch o.c.	-	*1k BUR Ply*	OPTIONAL *1k SBS Ply*	*1k SBS Cap*	**-210 (Lim. 9)**
C-A-26	OPTIONAL *Vapor Barriers for Adhered Assemblies over Concrete Deck*	Min. 1.5-inch ENRGY 3 secured with *OSFA, 2-Part UIA* or *RSUA* ribbons spaced 12-inch o.c.	-	*BA SBS BUR Base* or *1k SBS Ply*	OPTIONAL *HA SBS Ply* or *1k SBS Ply*	*HA SBS Cap* or *1k SBS Cap*	**-225 (Lim. 9)**
C-A-27	OPTIONAL *Vapor Barriers for Adhered Assemblies over Concrete Deck*	Min. 1.5-inch ENRGY 3 secured with *2-Part UIA* or *RSUA* ribbons spaced 12-inch o.c.	*DensDeck Prime*, *DEXcell FA* or *SECUROCK* secured with *2-Part UIA* or *RSUA* ribbons spaced 12-inch o.c.	*CA SBS Ply*	OPTIONAL *CA SBS Ply*	*CA SBS Cap*	**-240 (Lim 9)**

This evaluation report is provided for State of Florida product approval under Rule 61G20-3. The manufacturer shall notify CREEK Technical Services, LLC of any product changes or quality assurance changes throughout the duration for which this report is valid. This evaluation report does not express nor imply warranty, installation, recommended use, or other product attributes that are not specifically addressed herein.

Assemblies with All Layers Adhered over *Concrete Deck* (New or Existing)							
System No.	Vapor Barrier	Base Insulation (Note 6)	Top Insulation	Base Ply	Ply Sheet	Cap Sheet	*MDP (psf)*
C-A-28	OPTIONAL *Vapor Barriers for Adhered Assemblies over Concrete Deck*	Min. 1.5-inch ENRGY 3 secured in *RSUA* spaced 12-inch o.c.	-	*BA SBS BUR Base* or *1k SBS Ply*	OPTIONAL *HA SBS Ply* or *1k SBS Ply*	*HA SBS Cap* or *1k SBS Cap*	**-245 (Lim. 9)**
C-A-29	OPTIONAL *Vapor Barriers for Adhered Assemblies over Concrete Deck*	-	-	*HA BUR SBS Base*	OPTIONAL *HA SBS BUR Ply* or *BA SBS BUR Ply*	*BA SBS Cap* or *HA SBS Cap*	**-275 (Lim. 9)**
C-A-30	OPTIONAL *Vapor Barriers for Adhered Assemblies over Concrete Deck*	Min. 1.5-inch *E3* secured in *RSUA* spaced 12-inch o.c.	ProtectoR HD secured with *RSUA* ribbons spaced 12-inch o.c.	*1k SBS Ply*	OPTIONAL *1k SBS Ply*	*1k SBS Cap*	**-277.5 (Lim 9)**
C-A-31	OPTIONAL *Vapor Barriers for Adhered Assemblies over Concrete Deck*	Min. 1.5-inch ENERGY 3 secured in *RSUA* spaced 12-inch o.c.	-	*1k SBS Ply* or *BA SBS Ply*	OPTIONAL *1k SBS Ply* or *BA SBS Ply*	*1k SBS Cap* or *BA SBS Cap*	**-285 (Lim 9)**
C-A-32	OPTIONAL *Vapor Barriers for Adhered Assemblies over Concrete Deck*	FescoBoard secured in *2-Part UIA* ribbons spaced 12-inch o.c.	-	*HA BUR SBS Base*	OPTIONAL *HA SBS BUR Ply* or *BA SBS BUR Ply*	*BA SBS Cap* or *HA SBS Cap*	**-285 (Lim. 9)**
C-A-33	OPTIONAL *Vapor Barriers for Adhered Assemblies over Concrete Deck*	Min. 1.5-inch ENRGY 3 CGF secured with *RSUA* ribbons spaced 12-inch o.c.	*DensDeck Prime* secured with *RSUA* ribbons spaced 12-inch o.c.	*HA SBS BUR Ply* or *1k SBS Ply*	OPTIONAL *HA SBS BUR Ply* or *1k SBS Ply*	*HA SBS Cap* or *1k SBS Cap*	**-285 (Lim 9)**
C-A-34	OPTIONAL *Vapor Barriers for Adhered Assemblies over Concrete Deck*	DuraBoard or Retro-Fit Board secured in *2-Part UIA* ribbons spaced 12-inch o.c.	-	*HA BUR SBS Base*	OPTIONAL *HA SBS BUR Ply* or *BA SBS BUR Ply*	*BA SBS Cap* or *HA SBS Cap*	**-305 (Lim. 9)**
C-A-35	OPTIONAL *Vapor Barriers for Adhered Assemblies over Concrete Deck*	Min. 1.5-inch ENERGY 3, ENRGY 3 AGF, FescoFoam or DuraFoam fully adhered in ASTM D 312, Type IV Asphalt	OPTIONAL FescoBoard, Retro-Fit Board or Min. 3/4-inch DuraBoard fully adhered in ASTM D 312, Type IV Asphalt	Tri-Built Ply IV or Tri-Built Glass Base fully bonded in ASTM D 312 Type IV Asphalt	OPTIONAL *HA SBS BUR Ply* or *BA SBS BUR Ply*	*BA SBS Cap* or *HA SBS Cap*	**-305 (Lim. 9)**

This evaluation report is provided for State of Florida product approval under Rule 61G20-3. The manufacturer shall notify CREEK Technical Services, LLC of any product changes or quality assurance changes throughout the duration for which this report is valid. This evaluation report does not express nor imply warranty, installation, recommended use, or other product attributes that are not specifically addressed herein.

Assemblies with All Layers Adhered over *Concrete Deck* (New or Existing)							
System No.	Vapor Barrier	Base Insulation (Note 6)	Top Insulation	Base Ply	Ply Sheet	Cap Sheet	*MDP (psf)*
C-A-36	OPTIONAL *Vapor Barriers for Adhered Assemblies over Concrete Deck*	Min. 2-inch ENRGY 3 or ENRGY 3 AGF fully adhered in JM MBR Bonding Adhesive or secured with *2-Part UIA* ribbons spaced 12-inch o.c.	*SECUROCK* fully adhered in JM MBR Bonding Adhesive or secured with *2-Part UIA* ribbons spaced 12-inch o.c	*HA SBS BUR Ply* or *BA SBS BUR Ply*	OPTIONAL *HA SBS BUR Ply* or *BA SBS BUR Ply*	*BA SBS Cap* or *HA SBS Cap*	**-367.5 (Lim 9)**
C-A-37	-	Min. 2-inch ENRGY 3 or ENRGY 3 AGF fully adhered in JM MBR Bonding Adhesive or secured with *2-Part UIA* ribbons spaced 12-inch o.c.	-	*HA SBS BUR Base* or *BA SBS BUR Base*	OPTIONAL *HA SBS BUR Ply* or *BA SBS BUR Ply*	*BA SBS Cap* or *HA SBS Cap*	**-367.5 (Lim 9)**
C-A-38	-	Min. 1.5-inch ENRGY 3 or ENRGY 3 AGF fully adhered in JM MBR Bonding Adhesive	-	*BA SBS BUR Base*	OPTIONAL *HA SBS BUR Ply* or *BA SBS BUR Ply*	*BA SBS Cap* or *HA SBS Cap*	**-375 (Lim. 9)**
C-A-39	OPTIONAL *Vapor Barriers for Adhered Assemblies over Concrete Deck*	Min. 2-inch ENRGY 3 AGF secured with *2-Part UIA* ribbons spaced 12-inch o.c. or fully adhered in ASTM D 312, Type IV Asphalt	*SECUROCK* secured with *2-Part UIA* ribbons spaced 12-inch o.c. or fully adhered in ASTM D 312, Type IV Asphalt	*HA SBS BUR Ply*	OPTIONAL *HA SBS BUR Ply*	*HA SBS Cap*	**-397.5 (Lim 9)**
C-A-40	OPTIONAL *Vapor Barriers for Adhered Assemblies over Concrete Deck*	Min. 2-inch ENRGY 3 secured with *2-Part UIA* ribbons spaced 12-inch o.c.	*SECUROCK* secured with *2-Part UIA* ribbons spaced 12-inch o.c.	*HA SBS BUR Ply*	OPTIONAL *HA SBS BUR Ply*	*HA SBS Cap*	**-442.5 (Lim 9)**
C-A-41	OPTIONAL *Vapor Barriers for Adhered Assemblies over Concrete Deck*	Min. 1.5-inch ENRGY 3 CGF secured with *RSUA* ribbons spaced 12-inch o.c.	*DensDeck Prime* secured with *RSUA* ribbons spaced 6-inch o.c.	*HA SBS BUR Ply*	OPTIONAL *HA SBS BUR Ply*	*HA SBS Cap*	**-492.5 (Lim 9)**
C-A-42	OPTIONAL *Vapor Barriers for Adhered Assemblies over Concrete Deck*	Min. 2-inch ENRGY 3 fully adhered in ASTM D 312, Type IV Asphalt	*SECUROCK* fully adhered in ASTM D 312, Type IV Asphalt	*HA SBS BUR Ply*	OPTIONAL *HA SBS BUR Ply*	*HA SBS Cap*	**-495 (Lim 9)**

This evaluation report is provided for State of Florida product approval under Rule 61G20-3. The manufacturer shall notify CREEK Technical Services, LLC of any product changes or quality assurance changes throughout the duration for which this report is valid. This evaluation report does not express nor imply warranty, installation, recommended use, or other product attributes that are not specifically addressed herein.

Assemblies with Adhered Membranes over Insulated *Concrete Deck* (New, Existing, or *Recover*)								
System No.	Base Insulation	Base Insulation Attachment	Top Insulation	Top Insulation Attachment	Base Ply	Ply Sheet	Cap Sheet	*MDP* (psf)
C-AM-1	OPTIONAL *Insulation* under Min. 1.5-inch *E3*	Simultaneously fastened with Top Insulation	*DEXcell Cement*	*Fasteners & Plates* secured at a rate of 1 fastener per 5.33ft^2	*1k SBS Ply; CA SBS BUR Ply; HA SBS BUR Ply;* or *BA SBS BUR Ply*	OPTIONAL *1k SBS Ply; CA SBS BUR Ply; PCA SBS BUR Ply; HA SBS BUR Ply;* or *BA SBS BUR Ply*	*1k SBS Cap; CA SBS Cap; PCA SBS Cap; HA SBS Cap;* or *BA SBS Cap*	**-45 (Lim. 7)**
C-AM-2	OPTIONAL *Insulation* under Min. 1.5-inch *E3*	Simultaneously fastened with Top Insulation	*DEXcell FA*	*Fasteners & Plates* secured at a rate of 1 fastener per 3.2ft^2	*1k SBS Ply; CA SBS BUR Ply; HA SBS BUR Ply;* or *BA SBS BUR Ply*	OPTIONAL *1k SBS Ply; CA SBS BUR Ply; PCA SBS BUR Ply; HA SBS BUR Ply;* or *BA SBS BUR Ply*	*1k SBS Cap; CA SBS Cap; PCA SBS Cap; HA SBS Cap;* or *BA SBS Cap*	**-45 (Lim. 7)**
C-AM-3	OPTIONAL *Insulation* under Min. 1.5-inch *E3*	Simultaneously fastened with Top Insulation	Min. 1/2-inch *DEXcell FA*	*Fasteners & Plates* secured at a rate of 1 fastener per 4ft^2	*1k SBS Ply; CA SBS BUR Ply; HA SBS BUR Ply;* or *BA SBS BUR Ply*	OPTIONAL *1k SBS Ply; CA SBS BUR Ply; PCA SBS BUR Ply; HA SBS BUR Ply;* or *BA SBS BUR Ply*	*1k SBS Cap; CA SBS Cap; PCA SBS Cap; HA SBS Cap;* or *BA SBS Cap*	**-45 (Lim. 7)**
C-AM-4	OPTIONAL *Insulation* under Min. 1.5-inch *E3*	Simultaneously fastened with Top Insulation	Min. 5/8-inch *DEXcell FA*	*Fasteners & Plates* secured at a rate of 1 fastener per 5.33ft^2	*1k SBS Ply; CA SBS BUR Ply; HA SBS BUR Ply;* or *BA SBS BUR Ply*	OPTIONAL *1k SBS Ply; CA SBS BUR Ply; PCA SBS BUR Ply; HA SBS BUR Ply;* or *BA SBS BUR Ply*	*1k SBS Cap; CA SBS Cap; PCA SBS Cap; HA SBS Cap;* or *BA SBS Cap*	**-45 (Lim. 7)**
C-AM-5	OPTIONAL *Insulation* under Min. 1.5-inch *E3*	Simultaneously fastened with Top Insulation	Min. 1/2-inch *DensDeck Prime*	*Fasteners & Plates* secured at a rate of 1 fastener per 4ft^2	*1k SBS Ply; CA SBS Ply;* or *HA SBS Ply*	OPTIONAL *1k SBS Ply; CA SBS Ply;* or *HA SBS Ply*	*1k SBS Cap; CA SBS Cap;* or *HA SBS Cap*	**-45 (Lim. 7)**
C-AM-6	Min. 1.5-inch *E3*	Simultaneously fastened with Top Insulation	Min. 1/2-inch *DensDeck Prime*	*Fasteners & Plates* secured at a rate of 1 fastener per 5.33ft^2	*1k SBS Ply; CA SBS Ply;* or *HA SBS BUR Ply*	OPTIONAL *1k SBS Ply; CA SBS Ply;* or *HA SBS BUR Ply*	*1k SBS Cap; CA SBS Cap;* or *HA SBS Cap*	**-45 (Lim. 7)**
C-AM-7	Min. 1.5-inch *E3*	Simultaneously fastened with Top Insulation	*DensDeck Prime*	*Fasteners & Plates* secured at a rate of 1 fastener per 4ft^2	*1k SBS Ply; CA SBS Ply;* or *HA SBS BUR Ply*	OPTIONAL *1k SBS Ply; CA SBS Ply;* or *HA SBS BUR Ply*	*1k SBS Cap; CA SBS Cap;* or *HA SBS Cap*	**-45 (Lim. 7)**
C-AM-8	Min. 2-inch *E3*	*Fasteners & Plates* secured at a rate of 1 fastener per 4ft^2	ProtectoR HD	*JM UA, OSFA, RSUA* or *2-Part UIA* applied 12-inch o.c.	*1k SBS Ply*	OPTIONAL *1k SBS Ply; BA SBS Ply;* or *CA SBS Ply*	*1k SBS Cap; BA SBS Cap;* or *CA SBS Cap*	**-45 (Lim. 7)**

This evaluation report is provided for State of Florida product approval under Rule 61G20-3. The manufacturer shall notify CREEK Technical Services, LLC of any product changes or quality assurance changes throughout the duration for which this report is valid. This evaluation report does not express nor imply warranty, installation, recommended use, or other product attributes that are not specifically addressed herein.

Assemblies with Adhered Membranes over Insulated *Concrete Deck* (New, Existing, or *Recover*)								
System No.	Base Insulation	Base Insulation Attachment	Top Insulation	Top Insulation Attachment	Base Ply	Ply Sheet	Cap Sheet	*MDP* (psf)
C-AM-9	Min. 2-inch *E3*	*Fasteners & Plates* secured at a rate of 1 fastener per 4ft^2	*DensDeck Prime, DEXcell FA* or *SECUROCK*	*JM UA*, *OSFA, RSUA* or *2-Part UIA* applied 12-inch o.c.	*1k SBS Ply; BA SBS Ply;* or *CA SBS Ply*	OPTIONAL *1k SBS Ply; BA SBS Ply;* or *CA SBS Ply*	*1k SBS Cap; BA SBS Cap;* or *CA SBS Cap*	**-45 (Lim. 7)**
C-AM-10	Min. 2-inch *E3*	*Fasteners & Plates* secured at a rate of 1 fastener per 4ft^2	Min. 1.5-inch *E3*	*JM UA*, *RSUA* or *2-Part UIA* applied 12-inch o.c.	*1k SBS Ply; CA SBS Ply;* or *BA SBS BUR Base*	OPTIONAL *1k SBS Ply; CA SBS Ply; PCA SBS Ply;* or *HA SBS Ply*	*1k SBS Cap; CA SBS Cap; PCA SBS Cap;* or *HA SBS Cap*	**-45 (Lim. 7)**
C-AM-11	OPTIONAL Insulation under Min 1.5-inch ENRGY 3, FescoFoam or DuraFoam; or Min. 1-inch Fesco Board or DuraBoard	*AP Fasteners & Plates* secured at a rate of *16 per 4-ft x 8-ft Board*	FescoFoam or DuraFoam; Min. 1-inch Fesco Board; Retro-Fit, RetroPlus or DuraBoard	ASTM D 312, Type IV Asphalt	*HA SBS BUR Base*	OPTIONAL *CA SBS BUR Ply; PCA SBS BUR Ply; HA SBS BUR Ply;* or *BA SBS BUR Ply*	*CA SBS Cap; PCA SBS Cap; HA SBS Cap;* or *BA SBS Cap*	**-52.5 (Lim. 7)**
C-AM-12	OPTIONAL *Insulation* under Min. 1-inch *E3*; FescoFoam, FescoBoard, DuraFoam or Min. 3/4-inch DuraBoard	Simultaneously fastened with Top Insulation	FescoFoam, FescoBoard, DuraFoam, Retro-Fit Board or Min 3/4-inch DuraBoard	*AP Fasteners & Plates* at a rate of *16 per 4-ft x 8-ft Board*	*HA SBS BUR Base*	OPTIONAL *CA SBS BUR Ply; PCA SBS BUR Ply; HA SBS BUR Ply;* or *BA SBS BUR Ply*	*CA SBS Cap; PCA SBS Cap; HA SBS Cap;* or *BA SBS Cap*	**-52.5 (Lim. 7)**
C-AM-13	OPTIONAL *Insulation* under Min. 1.5-inch *E3*	Simultaneously fastened with Top Insulation	*DensDeck Prime*	*Fasteners & Plates* secured at a rate of 1 fastener per 1.8ft^2	*1k SBS Ply; CA SBS Ply;* or *HA SBS Ply*	OPTIONAL *1k SBS Ply; CA SBS Ply;* or *HA SBS Ply*	*1k SBS Cap; CA SBS Cap;* or *HA SBS Cap*	**-52.5 (Lim. 7)**
C-AM-14	OPTIONAL *Insulation* under Min. 1.5-inch *E3* or *E3 C1*	Simultaneously fastened with Top Insulation	*ProtectoR*	*Fasteners & Plates* secured at a rate of *18 per 4-ft x 8-ft Board*	*1k SBS Ply*	OPTIONAL *1k SBS Ply*	*1k SBS Cap*	**-52.5 (Lim. 7)**

This evaluation report is provided for State of Florida product approval under Rule 61G20-3. The manufacturer shall notify CREEK Technical Services, LLC of any product changes or quality assurance changes throughout the duration for which this report is valid. This evaluation report does not express nor imply warranty, installation, recommended use, or other product attributes that are not specifically addressed herein.

Assemblies with Adhered Membranes over Insulated *Concrete Deck* (New, Existing, or *Recover*)								
System No.	Base Insulation	Base Insulation Attachment	Top Insulation	Top Insulation Attachment	Base Ply	Ply Sheet	Cap Sheet	*MDP* (psf)
C-AM-15	OPTIONAL *Insulation* under Min. 1.5-inch *E3*	Simultaneously fastened with Top Insulation	*SECUROCK*	*Fasteners & Plates* secured at a rate of *18 per 4-ft x 8-ft Board*	*1k SBS Ply; CA SBS BUR Ply; PCA SBS BUR Ply; HA SBS BUR Ply;* or *BA SBS BUR Ply*	OPTIONAL *1k SBS Ply; CA SBS BUR Ply; PCA SBS BUR Ply; HA SBS BUR Ply;* or *BA SBS BUR Ply*	*1k SBS Cap; CA SBS Cap; PCA SBS Cap; HA SBS Cap;* or *BA SBS Cap*	**-60 (Lim. 7)**
C-AM-16	OPTIONAL *Insulation* under Min 1.5-inch ENRGY 3, FescoFoam or DuraFoam	*AP Fasteners & Plates* secured at a rate of *18 per 4-ft x 8-ft Board*	FescoFoam, DuraFoam, Retro-Fit, RetroPlus or DuraBoard	ASTM D 312, Type IV Asphalt	*HA SBS BUR Base*	OPTIONAL *CA SBS BUR Ply; PCA SBS BUR Ply; HA SBS BUR Ply;* or *BA SBS BUR Ply*	*CA SBS Cap; PCA SBS Cap; HA SBS Cap;* or *BA SBS Cap*	**-60 (Lim. 7)**
C-AM-17	OPTIONAL *Insulation* under Min 1.5-inch ENRGY 3	*Fasteners & Plates* secured at a rate of *18 per 4-ft x 8-ft Board*	Min. 0.5-inch *SECUROCK*	*2-Part UIA* applied 12-inch o.c.	*1k SBS Ply; CA SBS BUR Ply; PCA SBS BUR Ply; HA SBS BUR Ply;* or *BA SBS BUR Ply*	OPTIONAL *1k SBS Ply; CA SBS BUR Ply; PCA SBS BUR Ply; HA SBS BUR Ply;* or *BA SBS BUR Ply*	*1k SBS Cap; CA SBS Cap; PCA SBS Cap; HA SBS Cap;* or *BA SBS Cap*	**-60 (Lim. 7)**
C-AM-18	OPTIONAL *Insulation*	Simultaneously fastened with Top Insulation	*SECUROCK*	*Fasteners & Plates* secured at a rate of *22 per 4-ft x 8-ft Board*	*1k SBS Ply; CA SBS BUR Ply; PCA SBS BUR Ply; HA SBS BUR Ply;* or *BA SBS BUR Ply*	OPTIONAL *1k SBS Ply; CA SBS BUR Ply; PCA SBS BUR Ply; HA SBS BUR Ply;* or *BA SBS BUR Ply*	*1k SBS Cap; CA SBS Cap; PCA SBS Cap; HA SBS Cap;* or *BA SBS Cap*	**-60 (Lim. 7)**
C-AM-19	OPTIONAL *Insulation*	Simultaneously fastened with Top Insulation	Min 1.5-inch ENRGY 3	*Fasteners & Plates* secured at a rate of 1 fastener per 1.78ft^2	*1k SBS Ply; CA SBS Ply;* or *BA SBS BUR Base*	OPTIONAL *1k SBS Ply; CA SBS Ply;* or *HA SBS Ply*	*1k SBS Cap; CA SBS Cap;* or *HA SBS Cap*	**-60 (Lim. 7)**
C-AM-20	Min. 1.5-inch *E3*	Simultaneously fastened with Top Insulation	*DensDeck Prime*	*Fasteners & Plates* secured at a rate of *16 per 4-ft x 8-ft Board*	*1k SBS Ply; CA SBS Ply;* or *HA SBS Ply*	OPTIONAL *1k SBS Ply; CA SBS Ply;* or *HA SBS Ply*	*1k SBS Cap; CA SBS Cap;* or *HA SBS Cap*	**-60 (Lim.7)**
C-AM-21	OPTIONAL *Insulation* under Min 1.5-inch ENRGY 3	*Fasteners & Plates* secured at a rate of *24 per 4-ft x 8-ft Board*	Min. 1/2-inch *SECUROCK*	*2-Part UIA* applied 12-inch o.c.	*1k SBS Ply; CA SBS BUR Ply; PCA SBS BUR Ply; HA SBS BUR Ply;* or *BA SBS BUR Ply*	OPTIONAL *1k SBS Ply; CA SBS BUR Ply; PCA SBS BUR Ply; HA SBS BUR Ply;* or *BA SBS BUR Ply*	*1k SBS Cap; CA SBS Cap; PCA SBS Cap; HA SBS Cap;* or *BA SBS Cap*	**-67.5 (Lim. 7)**
C-AM-22	OPTIONAL *Insulation*	Simultaneously fastened with Top Insulation	Min 1.5-inch ENRGY 3	*Fasteners & Plates* secured at a rate of *22 per 4-ft x 8-ft Board*	*1k SBS Ply; CA SBS Ply;* or *BA SBS BUR Base*	OPTIONAL *1k SBS Ply; CA SBS Ply;* or *HA SBS Ply*	*1k SBS Cap; CA SBS Cap;* or *HA SBS Cap*	**-67.5 (Lim. 7)**

This evaluation report is provided for State of Florida product approval under Rule 61G20-3. The manufacturer shall notify CREEK Technical Services, LLC of any product changes or quality assurance changes throughout the duration for which this report is valid. This evaluation report does not express nor imply warranty, installation, recommended use, or other product attributes that are not specifically addressed herein.

Assemblies with Adhered Membranes over Insulated *Concrete Deck* (New, Existing, or *Recover*)								
System No.	Base Insulation	Base Insulation Attachment	Top Insulation	Top Insulation Attachment	Base Ply	Ply Sheet	Cap Sheet	*MDP* (psf)
C-AM-23	OPTIONAL *Insulation* under Min. 1.5-inch *E3*	Simultaneously fastened with Top Insulation	Min. 0.5-inch *DensDeck Prime*	*Fasteners & Plates* secured at a rate of 1 fastener per 1.8ft^2	*1k SBS Ply; CA SBS Ply; or* or *HA SBS Ply*	OPTIONAL *1k SBS Ply; CA SBS Ply;* or *HA SBS Ply*	*1k SBS Cap; CA SBS Cap;* or *HA SBS Cap*	**-67.5 (Lim. 7)**
C-AM-24	OPTIONAL *Insulation* under Min. 2-inch ENRGY 3, FescoFoam or DuraFoam	*AP Fasteners & Plates* secured at a rate of *22 per 4-ft x 8-ft Board*	Retro-Fit, RetroPlus, DuraBoard or Min. 2-inch FescoFoam or DuraFoam	ASTM D 312, Type IV Asphalt	*HA SBS BUR Base*	OPTIONAL *CA SBS BUR Ply; PCA SBS BUR Ply; HA SBS BUR Ply;* or *BA SBS BUR Ply*	*CA SBS Cap; PCA SBS Cap; HA SBS Cap;* or *BA SBS Cap*	**-75 (Lim. 7)**
C-AM-25	OPTIONAL *Insulation* under Min. 1.5-inch *E3*, FescoFoam or DuraFoam; FescoBoard; Min. 3/4-inch DuraBoard	Simultaneously fastened with Top Insulation	Min. 0.5-inch *SECUROCK*	*Fasteners & Plates* at a rate of *18 per 4-ft x 8-ft Board*	*1k SBS Ply; CA SBS BUR Ply; PCA SBS BUR Ply; HA SBS BUR Ply;* or *BA SBS BUR Ply*	OPTIONAL *1k SBS Ply; CA SBS BUR Ply; PCA SBS BUR Ply; HA SBS BUR Ply;* or *BA SBS BUR Ply*	*1k SBS Cap; CA SBS Cap; PCA SBS Cap; HA SBS Cap;* or *BA SBS Cap*	**-75 (Lim. 7)**
C-AM-26	OPTIONAL *Insulation* under Min. 1.5-inch *E3*	Simultaneously fastened with Top Insulation	Min. 0.5-inch *DensDeck Prime* or *DEXcell FA*	*Fasteners & Plates* at a rate of *18 per 4-ft x 8-ft Board*	*CA SBS Ply*	OPTIONAL *CA SBS Ply*	*CA SBS Cap*	**-75 (Lim. 7)**
C-AM-27	OPTIONAL *Insulation* under Min. 1.5-inch *E3*	Simultaneously fastened with Top Insulation	Min. 0.5-inch *DensDeck Prime*	*Fasteners & Plates* secured at a rate of 1 fastener per 1.6ft^2	*1k SBS Ply; CA SBS Ply;* or *HA SBS Ply*	OPTIONAL *1k SBS Ply; CA SBS Ply;* or *HA SBS Ply*	*1k SBS Cap; CA SBS Cap;* or *HA SBS Cap*	**-75 (Lim. 7)**
C-AM-28	OPTIONAL *Insulation* under Min. 2-inch *E3*	*DF* secured at a rate of *20 per 4-ft x 8-ft Board*	*DensDeck Prime, DEXcell FA,* or *SECUROCK*	*OSFA, RSUA* or *2-Part UIA* ribbons spaced 6-inch o.c.	*1k SBS Ply; BA SBS Ply;* or *CA SBS Ply*	OPTIONAL *1k SBS Ply; BA SBS Ply;* or *CA SBS Ply*	*1k SBS Cap; BA SBS Cap;* or *CA SBS Cap*	**-75 (Lim. 7)**
C-AM-29	OPTIONAL *Insulation*	Simultaneously fastened with Top Insulation	Min. 2-inch *E3*	*Fasteners & Plates* secured at a rate of *20 per 4-ft x 8-ft Board*	*1k SBS Ply* or *CA SBS Ply*	OPTIONAL *1k SBS Ply* or *CA SBS Ply*	*1k SBS Cap* or *CA SBS Cap*	**-75 (Lim. 7)**
C-AM-30	Min. 1.5-inch *E3*	Simultaneously fastened with Top Insulation	Min. 0.5-inch *DensDeck Prime*	*Fasteners & Plates* secured at a rate of *16 per 4-ft x 8-ft Board*	*1k SBS Ply; CA SBS Ply;* or *HA SBS Ply*	OPTIONAL *1k SBS Ply; CA SBS Ply;* or *HA SBS Ply*	*1k SBS Cap; CA SBS Cap;* or *HA SBS Cap*	**-75 (Lim.7)**

This evaluation report is provided for State of Florida product approval under Rule 61G20-3. The manufacturer shall notify CREEK Technical Services, LLC of any product changes or quality assurance changes throughout the duration for which this report is valid. This evaluation report does not express nor imply warranty, installation, recommended use, or other product attributes that are not specifically addressed herein.

Assemblies with Adhered Membranes over Insulated *Concrete Deck* (New, Existing, or *Recover*)								
System No.	Base Insulation	Base Insulation Attachment	Top Insulation	Top Insulation Attachment	Base Ply	Ply Sheet	Cap Sheet	*MDP* (psf)
C-AM-31	OPTIONAL *Insulation* under Min 1.5-inch ENRGY 3	*Fasteners & Plates* secured at a rate of *32 per 4-ft x 8-ft Board*	Min. 0.5-inch *SECUROCK*	*2-Part UIA* applied 12-inch o.c.	*1k SBS Ply; CA SBS BUR Ply; HA SBS BUR Ply;* or *BA SBS BUR Ply*	OPTIONAL *1k SBS Ply; CA SBS BUR Ply; HA SBS BUR Ply;* or *BA SBS BUR Ply*	*1k SBS Cap; CA SBS Cap; HA SBS Cap;* or *BA SBS Cap*	**-82.5 (Lim. 7)**
C-AM-32	OPTIONAL *Insulation* under Min. 1-inch *E3*	Simultaneously fastened with Top Insulation	Min. 0.5-inch *SECUROCK*	*Fasteners & Plates* secured at a rate of *22 per 4-ft x 8-ft Board*	*1k SBS Ply; CA SBS BUR Ply; HA SBS BUR Ply;* or *BA SBS BUR Ply*	OPTIONAL *1k SBS Ply; CA SBS BUR Ply; HA SBS BUR Ply;* or *BA SBS BUR Ply*	*1k SBS Cap; CA SBS Cap; HA SBS Cap;* or *BA SBS Cap*	**-82.5 (Lim. 7)**
C-AM-33	OPTIONAL *Insulation* under Min. 1-inch *E3*	Simultaneously fastened with Top Insulation	Min. 0.5-inch *DensDeck Prime* or *DEXcell FA*	*Fasteners & Plates* secured at a rate of *22 per 4-ft x 8-ft Board*	*CA SBS Ply*	OPTIONAL *CA SBS Ply*	*CA SBS Cap*	**-82.5 (Lim. 7)**
C-AM-34	OPTIONAL *Insulation* under Min. 1.5-inch *E3*	Simultaneously fastened with Top Insulation	Min. 0.5-inch *DEXcell FA*	*Fasteners & Plates* secured at a rate of *32 per 4-ft x 8-ft Board*	*CA SBS Ply*	OPTIONAL *CA SBS Ply*	*CA SBS Cap*	**-82.5 (Lim. 7)**
C-AM-35	OPTIONAL *Insulation* under Min. 2-inch ENRGY 3	*Fasteners & Plates* secured at a rate of *22 per 4-ft x 8-ft Board*	Min. 0.5-inch *SECUROCK*	*2-Part UIA* applied 12-inch o.c.	*1k SBS Ply; CA SBS BUR Ply; HA SBS BUR Ply;* or *BA SBS BUR Ply*	OPTIONAL *1k SBS Ply; CA SBS BUR Ply; HA SBS BUR Ply;* or *BA SBS BUR Ply*	*1k SBS Cap; CA SBS Cap; HA SBS Cap;* or *BA SBS Cap*	**-90 (Lim. 7)**
C-AM-36	OPTIONAL *Insulation* under Min 1.5-inch ENRGY 3	*Fasteners & Plates* or UltraFast Fasteners with UltraFast Plastic Plates at a rate of *32 per 4-ft x 8-ft Board*	Min. 0.5-inch *SECUROCK*	*2-Part UIA* applied 12-inch o.c.	*1k SBS Ply; CA SBS BUR Ply; HA SBS BUR Ply;* or *BA SBS BUR Ply*	OPTIONAL *1k SBS Ply; CA SBS BUR Ply; HA SBS BUR Ply;* or *BA SBS BUR Ply*	*1k SBS Cap; CA SBS Cap; HA SBS Cap;* or *BA SBS Cap*	**-90 (Lim. 7)**
C-AM-37	OPTIONAL *Insulation*	Simultaneously fastened with Top Insulation	Min 2-inch *E3*	*Fasteners & Plates* secured at a rate of *24 per 4-ft x 8-ft Board*	*1k SBS Ply* or *CA SBS Ply*	OPTIONAL *1k SBS Ply* or *CA SBS Ply*	*1k SBS Cap* or *CA SBS Cap*	**-105 (Lim. 7)**
C-AM-38	OPTIONAL *Insulation* under Min. 1.5-inch *E3*	Simultaneously fastened with Top Insulation	Min. 0.5-inch *DensDeck Prime*	*Fasteners & Plates* secured at a rate of *32 per 4-ft x 8-ft Board*	*HA SBS Ply*	OPTIONAL *HA SBS Ply*	*HA SBS Cap*	**-112.5 (Lim. 7)**

This evaluation report is provided for State of Florida product approval under Rule 61G20-3. The manufacturer shall notify CREEK Technical Services, LLC of any product changes or quality assurance changes throughout the duration for which this report is valid. This evaluation report does not express nor imply warranty, installation, recommended use, or other product attributes that are not specifically addressed herein.

Mechanically Fastened Assemblies over *Concrete Deck* (New, Existing, or Recover)							
System No.	Base Insulation	Top Insulation	Base Sheet	Base Sheet Attachment	Ply Sheet	Cap Sheet	*MDP* (psf)
C-M-1	OPTIONAL *Insulation*	Min 1-inch *E3* with OPTIONAL *Cover Board*	Tri-Built Glass Base or Tri-Built TM SBS Smooth	*AP Fasteners & Plates* 9-inch o.c. at min. 4-inch side lap and 18-inches o.c. in two equally spaced, staggered rows in the field of the roll	OPTIONAL *CA SBS BUR Ply*; *PCA SBS BUR Ply; HA SBS BUR Ply;* or *BA SBS BUR Ply*	*CA SBS Cap; PCA SBS Cap; HA SBS Cap;* or *BA SBS Cap*	**-60 (Lim. 9)**
C-M-2	OPTIONAL *Insulation*	Min 1-inch *E3* with OPTIONAL *Cover Board*	Tri-Built TM SBS Smooth	All Purpose Fasteners and High Load Plates spaced 12-inch o.c. within the min. 5-inch heat welded side lap	OPTIONAL *1k SBS Ply; CA SBS BUR Ply*; *PCA SBS BUR Ply; HA SBS BUR Ply;* or *BA SBS BUR Ply*	*1k SBS Cap; CA SBS Cap; PCA SBS Cap; HA SBS Cap;* or *BA SBS Cap*	**-67.5 (Lim. 7)**

Assemblies with All Layers Adhered over Cementitious Wood Fiber Deck (New or Existing)									
System No.	Vapor Barrier	Base Insulation (Note 6)	Base Attachment	Top Insulation	Top Attachment	Base Ply	Ply Sheet	Cap Sheet	*MDP (psf)*
CW-A-1	-	*SECUROCK*	*2-Part UIA* applied 12-inch o.c.	-	-	*HA SBS BUR Ply* or *BA SBS BUR Ply*	OPTIONAL *HA SBS BUR Ply* or *BA SBS BUR Ply*	*BA SBS Cap* or *HA SBS Cap*	**-165 (Lim. 9)**

Assemblies with Adhered Membranes over Insulated Cementitious Wood Fiber Deck (New, Existing or *Recover*)								
System No.	Base Insulation or Anchor Sheet	Base or Anchor Attachment	Top Insulation	Top Attachment	Base Ply	Ply Sheet	Cap Sheet	*MDP (psf)*
CW-AM-1	FescoBoard or Min. 1/2-inch DuraBoard	Twin-Loc Nail secured at a rate of 1 per 2ft^2	FescoBoard, Retro-Fit, RetroPlus or Min. 3/4-inch DuraBoard	ASTM D 312, Type IV Asphalt	*HA SBS BUR Base*	OPTIONAL *CA SBS BUR Ply*; *PCA SBS BUR Ply; HA SBS BUR Ply;* or *BA SBS BUR Ply*	*CA SBS Cap; PCA SBS Cap; HA SBS Cap;* or *BA SBS Cap*	**-45 (Lim. 7)**
CW-AM-2	Tri-Built Glass Base or Tri-Built TM SBS Smooth	Twin-Loc Nails with integral plate spaced 9-inch o.c. at the min. 3-inch side laps and two rows (2) staggered 12-inch o.c. in the field	Min. 1.3-inch ENRGY 3, FescoFoam, DuraFoam, FescoBoard, Retro-Fit Board or Min. 3/4-inch DuraBoard	ASTM D 312, Type IV Asphalt	*HA SBS BUR BASE*	OPTIONAL *CA SBS BUR Ply*; *HA SBS BUR Ply;* or *BA SBS BUR Ply*	*CA SBS Cap; HA SBS Cap;* or *BA SBS Cap*	**-82.5 (Lim. 7)**

This evaluation report is provided for State of Florida product approval under Rule 61G20-3. The manufacturer shall notify CREEK Technical Services, LLC of any product changes or quality assurance changes throughout the duration for which this report is valid. This evaluation report does not express nor imply warranty, installation, recommended use, or other product attributes that are not specifically addressed herein.

Mechanically Attached Assemblies over Cementitious Wood Fiber Deck (New or Existing)						
System No.	Insulation	Base Ply	Base Ply Attachment	Ply Sheet	Cap Sheet	*MDP (psf)*
CW-M-1	Min. 375 psi Celcore MF with HS Rheology Admixture poured in place	Tri-Built Glass Base	Min. 1.7-inch JM LWC CR Base Sheet Fastener installed 6-inch o.c. in 4-inch side laps, 6-inch o.c. in three (3) equally spaced, staggered rows in the field	*CA SBS BUR Ply; PCA SBS BUR Ply;* or *HA SBS BUR Ply*	*CA SBS Cap; PCA SBS Cap;* or *HA SBS Cap*	**-60 (Lim. 7)**
CW-M-2	-	Tri-Built Glass Base or Tri-Built TM SBS Smooth	Twin-Loc Nails with integral plate spaced 9-inch o.c. at the 3-inch side lap and two rows (2) staggered 12-inch o.c. in the field	OPTIONAL *HA SBS BUR Ply* or *BA SBS BUR Ply*	*HA SBS Cap* or *BA SBS Cap*	**-82.5 (Lim. 7)**

Assemblies with All Layers Adhered over Poured Gypsum Deck (New or Existing)								
System No.	Base Insulation (Note 6)	Base Insulation Attachment	Cover Board	Cover Board Attachment	Base Ply	Ply Sheet	Cap Sheet	*MDP (psf)*
G-A-1	Min. 1.5-inch ENRGY 3	*OSFA* or *RSUA* applied 12-inch o.c.	*DensDeck Prime*, *DEXcell FA* or *SECUROCK*	*JM UA, OSFA* or *RSUA* applied 12-inch o.c.	*1k SBS Ply; CA SBS Ply; HA SBS Ply; BA SBS Ply;* or *PCA SBS Ply*	OPTIONAL *1k SBS Ply; CA SBS Ply; HA SBS Ply; BA SBS Ply;* or *PCA SBS Ply*	*1k SBS Cap; CA SBS Cap; HA SBS Cap; BA SBS Cap;* or *PCA SBS Cap*	**-45 (Lim 9)**
G-A-2	Min. 1-inch ENRGY 3	*RSUA* applied 12-inch o.c.	-	-	*1k SBS Ply;* or *BA SBS BUR Base*	OPTIONAL *1k SBS Ply; BA SBS BUR Ply;* or *HA SBS BUR Ply*	*1k SBS Cap; BA SBS Cap;* or *HA SBS Cap*	**-105 (Lim. 9)**
G-A-3	Min. 1-inch ENRGY 3	*RSUA* applied 12-inch o.c.	ProtectoR HD	*RSUA* applied 12-inch o.c.	*CA SBS Ply* or *1k SBS Ply*	OPTIONAL *CA SBS Ply* or *1k SBS Ply*	*CA SBS Cap* or *1k SBS Cap*	**-105 (Lim. 9)**
G-A-4	Min. 1-inch ENRGY 3	*RSUA* applied 12-inch o.c.	*DensDeck Prime*	*RSUA* applied 12-inch o.c.	*1k SBS Ply; CA SBS Ply;* or *HA SBS BUR Ply*	OPTIONAL *1k SBS Ply; CA SBS Ply;* or *HA SBS BUR Ply*	*1k SBS Cap; CA SBS Cap;* or *HA SBS Cap*	**-105 (Lim. 9)**
G-A-5	Min. 1-inch ENRGY 3	*RSUA* applied 12-inch o.c.	*SECUROCK* or *DEXcell FA*	*RSUA* applied 12-inch o.c.	*1k SBS Ply; BA SBS Ply; CA SBS Ply;* or *HA SBS Ply*	OPTIONAL *1k SBS Ply; BA SBS Ply; CA SBS Ply;* or *HA SBS Ply*	*1k SBS Cap; BA SBS Cap; CA SBS Cap* or *HA SBS Cap*	**-105 (Lim. 9)**

This evaluation report is provided for State of Florida product approval under Rule 61G20-3. The manufacturer shall notify CREEK Technical Services, LLC of any product changes or quality assurance changes throughout the duration for which this report is valid. This evaluation report does not express nor imply warranty, installation, recommended use, or other product attributes that are not specifically addressed herein.

Assemblies with Adhered Membranes over Insulated Poured Gypsum Deck (New, Existing or *Recover*)								
System No.	Base Insulation or Anchor Sheet	Base or Anchor Attachment	Top Insulation	Top Attachment	Base Ply	Ply Sheet	Cap Sheet	*MDP (psf)*
G-AM-1	Min. 1.5-inch ENRGY	Polymer Auger Fasteners and Plates secured at a rate of *8 per 4-ft x 8-ft Board*	FescoBoard, Retro-Fit, RetrioPlus, or Min. 3/4-inch DuraBoard	ASTM D 312, Type IV Asphalt	*HA SBS BUR Base*	OPTIONAL *1k SBS Ply; CA SBS BUR Ply; PCA SBS BUR Ply; HA SBS BUR Ply;* or *BA SBS BUR Ply*	*1k SBS Cap; CA SBS Cap; PCA SBS Cap; HA SBS Cap;* or *BA SBS Cap*	**-45 (Lim. 7)**
G-AM-2	FescoBoard or Min. 3/4-inch DuraBoard	Polymer Auger Fasteners and Plates secured at a rate of *16 per 4-ft x 8-ft Board*	FescoBoard, Retro-Fit, RetroPlus, or Min. 3/4-inch DuraBoard	ASTM D 312, Type IV Asphalt	*HA SBS BUR Base*	OPTIONAL *1k SBS Ply; CA SBS BUR Ply; PCA SBS BUR Ply; HA SBS BUR Ply;* or *BA SBS BUR Ply*	*1k SBS Cap; CA SBS Cap; PCA SBS Cap; HA SBS Cap;* or *BA SBS Cap*	**-45 (Lim. 7)**
G-AM-3	OPTIONAL *Insulation*	Simultaneously fastened with Top Insulation	FescoBoard or Min. 3/4-inch DuraBoard	Polymer Auger Fasteners and Plates secured at a rate of *16 per 4-ft x 8-ft Board*	*HA SBS BUR Base*	OPTIONAL *1k SBS Ply; CA SBS BUR Ply; PCA SBS BUR Ply; HA SBS BUR Ply;* or *BA SBS BUR Ply*	*1k SBS Cap; CA SBS Cap; PCA SBS Cap; HA SBS Cap;* or *BA SBS Cap*	**-45 (Lim. 7)**
G-AM-4	Tri-Built Glass Base or Tri-Built TM SBS Smooth	Twin-Loc Nails with integral plate spaced 9-inch o.c. at the 3-inch side lap and two (2) rows staggered 12-inch o.c. in the field	Min 1.4-inch *E3,* FescoFoam, DuraFoam, Fesco Board, Retro-Fit, RetroPlus or Min 3/4-inch DuraBoard	ASTM D 312, Type IV Asphalt	*HA SBS BUR Base*	OPTIONAL *1k SBS Ply; CA SBS BUR Ply; PCA SBS BUR Ply; HA SBS BUR Ply;* or *BA SBS BUR Ply*	*1k SBS Cap; CA SBS Cap; PCA SBS Cap; HA SBS Cap;* or *BA SBS Cap*	**-75 (Lim. 7)**

Mechanically Attached Assemblies over Poured Gypsum Deck (New or Existing)						
System No.	Insulation	Base Ply	Base Ply Attachment	Ply Sheet	Cap Sheet	*MDP (psf)*
G-M-1	*Insulation*	Tri-Built Glass Base or Tri-Built TM SBS Smooth	Polymer Auger Fasteners and Plates spaced 9-inch o.c. at the side lap and two (2) rows staggered 12-inch o.c. in the field	OPTIONAL *CA SBS BUR Ply; PCA SBS BUR Ply; HA SBS BUR Ply;* or *BA SBS BUR Ply*	*CA SBS Cap; PCA SBS Cap; HA SBS Cap;* or *BA SBS Cap*	**-45 (Lim. 7)**
G-M-2	-	Tri-Built Glass Base or Tri-Built TM SBS Smooth	Min. 1.8-inch Twin-Loc Nails with integral plate spaced 9-inch o.c. at the 3-inch side lap and two (2) rows staggered 12-inch o.c. in the field	OPTIONAL *HA SBS BUR Ply;* or *BA SBS BUR Ply*	*HA SBS Cap* or *BA SBS Cap*	**-75 (Lim. 7)**

This evaluation report is provided for State of Florida product approval under Rule 61G20-3. The manufacturer shall notify CREEK Technical Services, LLC of any product changes or quality assurance changes throughout the duration for which this report is valid. This evaluation report does not express nor imply warranty, installation, recommended use, or other product attributes that are not specifically addressed herein.

Lightweight Concrete Assemblies with All Layers Adhered over *Concrete Deck* (New or Existing)								
System No.	Vapor Barrier	LWIC	Insulation/ Cover Board (Note 6)	Insulation/Cover Board Attachment	Base Ply	Ply Sheet	Cap Sheet	*MDP (psf)*
LC-A-1	-	Min. 340 psi Celcore MF with HS Rheology Admixture over deck treated with Celcore S-1	Min. 1.5-inch ENRGY 3	*RSUA* ribbons spaced 12-inch o.c.	*CA SBS Ply; 1k SBS Ply;* or *BA SBS BUR Base*	OPTIONAL *CA SBS Ply; HA SBS Ply;* or *1k SBS Ply*	*CA SBS Cap; HA SBS Cap;* or *1k SBS Cap*	**-77.5 (Lim. 9)**
LC-A-2	-	Min. 340 psi Celcore MF with HS Rheology Admixture over deck treated with Celcore S-1	Base Layer: Min. 1.5-inch ENRGY 3 or ENRGY 3 CGF Top Layer: *SECUROCK*	Base and Top layer secured with *RSUA* ribbons spaced 12-inch o.c.	*CA SBS Ply; HA SBS BUR Ply; BA SBS BUR Ply;* or *1k SBS Ply*	OPTIONAL *CA SBS Ply; HA SBS BUR Ply; BA SBS BUR Ply;* or *1k SBS Ply*	*CA SBS Cap; BA SBS Cap; HA SBS Cap;* or *1k SBS Cap*	**-77.5 (Lim. 9)**
LC-A-3	-	Min. 300 psi *LWIC* (*MCRF* ≥131 lbf with 1.7-inch LWC CR Base Sheet Fastener)	Min. 1.5-inch ENRGY 3	*2-Part UIA* ribbons spaced 12-inch o.c.	*CA SBS Ply, 1k SBS Ply;* or *BA SBS BUR Base*	OPTIONAL *CA SBS Ply; HA SBS Ply;* or *1k SBS Ply*	*CA SBS Cap; HA SBS Cap;* or *1k SBS Cap*	**-80 (Lim. 9)**
LC-A-4	-	Min. 300 psi *LWIC* (*MCRF* ≥131 lbf with 1.7-inch LWC CR Base Sheet Fastener)	Base Layer: Min. 1.5-inch ENRGY 3 or ENRGY 3 AGF Top Layer: *SECUROCK*	*2-Part UIA* ribbons spaced 12-inch o.c.	*CA SBS Ply; HA SBS BUR Ply; BA SBS BUR Ply;* or *1k SBS Ply*	OPTIONAL *CA SBS Ply; HA SBS BUR Ply; BA SBS BUR Ply;* or *1k SBS Ply*	*CA SBS Cap; BA SBS Cap; HA SBS Cap;* or *1k SBS Cap*	**-80 (Lim. 9)**
LC-A-5	-	Min. 350 psi Celcore MF with HS Rheology Admixture	Base Layer: Min. 1.5-inch ENRGY 3 Top Layer: *DensDeck Prime, DEXcell FA* or *SECUROCK*	Base and Top Layers applied in *OSFA* 12-inch o.c.	*CA SBS Ply; HA SBS Ply;* or *BA SBS Ply*	OPTIONAL *CA SBS Ply; HA SBS Ply;* or *BA SBS Ply*	*CA SBS Cap; HA SBS Cap;* or *BA SBS Cap*	**-90 (Lim 9)**
LC-A-6	-	Min. 310 psi Elastizell with Zell-Crete Fibers	Min. 1.5-inch ENRGY 3	*2-Part UIA* ribbons spaced 12-inch o.c	*CA SBS Ply; 1k SBS Ply;* or *BA SBS BUR Base*	OPTIONAL *CA SBS Ply; 1k SBS Ply;* or *HA SBS Ply*	*CA SBS Cap; 1k SBS Cap;* or *HA SBS Cap*	**-130 (Lim. 9)**
LC-A-7	-	Min. 310 psi Elastizell with Zell-Crete Fibers	Base Layer: Min. 1.5-inch ENRGY 3 or ENRGY 3 AGF Top Layer: *SECUROCK*	*2-Part UIA* ribbons spaced 12-inch o.c.	*CA SBS Ply; 1k SBS Ply; HA SBS BUR Ply;* or *BA SBS BUR Ply*	OPTIONAL *CA SBS Ply; 1k SBS Ply; HA SBS BUR Ply;* or *BA SBS BUR Ply*	*CA SBS Cap; 1k SBS Cap; BA SBS Cap;* or *HA SBS Cap*	**-130 (Lim. 9)**

This evaluation report is provided for State of Florida product approval under Rule 61G20-3. The manufacturer shall notify CREEK Technical Services, LLC of any product changes or quality assurance changes throughout the duration for which this report is valid. This evaluation report does not express nor imply warranty, installation, recommended use, or other product attributes that are not specifically addressed herein.

Lightweight Concrete Assemblies with All Layers Adhered over *Concrete Deck* (New or Existing)								
System No.	Vapor Barrier	LWIC	Insulation/ Cover Board (Note 6)	Insulation/Cover Board Attachment	Base Ply	Ply Sheet	Cap Sheet	*MDP (psf)*
LC-A-8	-	Min. 260 psi *LWIC*	*SECUROCK*	*2-Part UIA* ribbons spaced 12-inch o.c	*1k SBS Ply; HA SBS BUR Ply;* or *BA SBS BUR Ply*	OPTIONAL *1k SBS Ply; HA SBS BUR Ply;* or *BA SBS BUR Ply*	*1k SBS Cap; BA SBS Cap;* or *HA SBS Cap*	**-210 (Lim. 9)**
LC-A-9	-	Min. 350 psi Celcore MF with HS Rheology Admixture	Base Layer: Min. 1.5-inch ENRGY 3 Top Layer: *DensDeck Prime*	Base and Top Layers applied in *RSUA* 12-inch o.c.	*1k SBS Ply* or *HA SBS BUR Ply*	OPTIONAL *1k SBS Ply* or *HA SBS BUR Ply*	*1k SBS Cap* or *HA SBS Cap*	**-240 (Lim 9)**
LC-A-10	-	Min. 350 psi Celcore MF with HS Rheology Admixture	Base Layer: Min. 1.5-inch ENRGY 3 Top Layer: *SECUROCK*	Base and Top Layers applied in *RSUA* 12-inch o.c.	*1k SBS Ply; HA SBS BUR Ply;* or *BA SBS BUR Ply*	OPTIONAL *1k SBS Ply; HA SBS BUR Ply;* or *BA SBS BUR Ply*	*1k SBS Cap; BA SBS Cap;* or *HA SBS Cap*	**-240 (Lim 9)**

Lightweight Concrete Assemblies with Adhered Membranes over *Concrete Deck* (New or Existing)							
System No.	Vapor Barrier	LWIC	Base Sheet	Insulation/Cover Board	Ply Sheet	Cap Sheet	*MDP (psf)*
LC-AM-1	-	Min. 350 psi Celcore MF with HS Rheology Admixture	Tri-Built TM SBS Smooth secured with min. 1.7-inch LWC CR Base Sheet Fasteners secured 7-inch o.c. at the 3-inch side laps and 7-inch o.c. in two (2) equally spaced staggered rows in the field	Min. 0.5-inch *DensDeck Prime* or *SECUROCK 2-Part UIA* applied 12-inch o.c.	*1k SBS Ply* or *CA SBS Ply*	*1k SBS Cap* or *CA SBS Cap*	**-45 (Lim. 7)**
LC-AM-2	-	Min. 350 psi Celcore MF with HS Rheology Admixture	Tri-Built TM SBS Smooth secured with min. 1.7-inch LWC CR Base Sheet Fasteners secured 7-inch o.c. at the 3-inch side laps and 7-inch o.c. in two (2) equally spaced staggered rows in the field	Min. 0.5-inch *E3* or *E3 C1* adhered 12-inch o.c. in *2-Part UIA* followed by *DensDeck Prime* adhered 12-inch o.c. in *2-Part UIA, JM UA*, *OSFA* or *RSUA*	*1k SBS Ply* or *CA SBS BUR Ply*	*1k SBS Cap* or *CA SBS Cap*	**-45 (Lim. 7)**

This evaluation report is provided for State of Florida product approval under Rule 61G20-3. The manufacturer shall notify CREEK Technical Services, LLC of any product changes or quality assurance changes throughout the duration for which this report is valid. This evaluation report does not express nor imply warranty, installation, recommended use, or other product attributes that are not specifically addressed herein.

Lightweight Concrete Assemblies with Adhered Membranes over *Concrete Deck* (New or Existing)							
System No.	Vapor Barrier	LWIC	Base Sheet	Insulation/Cover Board	Ply Sheet	Cap Sheet	*MDP (psf)*
LC-AM-3	-	Min. 350 psi Celcore MF with HS Rheology Admixture	Tri-Built TM SBS Smooth secured with min. 1.7-inch LWC CR Base Sheet Fasteners secured 7-inch o.c. at the 3-inch side laps and 7-inch o.c. in two (2) equally spaced staggered rows in the field	Min. 0.5-inch *E3* or *E3 C1* adhered 12-inch o.c. in *2-Part UIA* followed by *DensDeck Prime* or *SECUROCK* adhered 12-inch o.c. in *2-Part UIA, JM UA*, *OSFA* or *RSUA*	*PCA SBS Ply*	*PCA SBS Cap*	**-45 (Lim. 7)**
LC-AM-4	-	Min. 350 psi Celcore MF with HS Rheology Admixture	Tri-Built TM SBS Smooth secured with min. 1.7-inch LWC CR Base Sheet Fasteners secured 7-inch o.c. at the 3-inch side laps and 7-inch o.c. in two (2) equally spaced staggered rows in the field	Min. 0.5-inch *E3* or *E3 C1* adhered 12-inch o.c. in *2-Part UIA* followed by *DEXcell FA* adhered 12-inch o.c. in *JM UA* or *OSFA*	*CA SBS Ply; PCA SBS Ply;* or *BA SBS Ply*	*CA SBS Cap; PCA SBS Cap;* or *BA SBS Cap*	**-45 (Lim. 7)**
LC-AM-5	-	Min. 350 psi Celcore MF with HS Rheology Admixture	Tri-Built TM SBS Smooth secured with min. 1.7-inch LWC CR Base Sheet Fasteners secured 7-inch o.c. at the 3-inch side laps and 7-inch o.c. in two (2) equally spaced staggered rows in the field	Min. 0.5-inch *E3* or *E3 C1* adhered 12-inch o.c. in *2-Part UIA* followed by SeparatoR CGF adhered 12-inch o.c. in *2-Part UIA, JM UA*, *OSFA* or *RSUA*	*1k SBS Ply; CA SBS Ply; PCA SBS Ply;* or *BA SBS Ply*	*1k SBS Cap; CA SBS Cap; PCA SBS Cap;* or *BA SBS Cap*	**-45 (Lim. 7)**
LC-AM-6	-	Min. 350 psi Celcore MF with HS Rheology Admixture	Tri-Built TM SBS Smooth secured with min. 1.7-inch LWC CR Base Sheet Fasteners secured 7-inch o.c. at the 3-inch side laps and 7-inch o.c. in two (2) equally spaced staggered rows in the field	Min. 0.5-inch *E3* or *E3 C1* adhered 12-inch o.c. in *2-Part UIA* followed by Invinsa Roof Board adhered 12-inch o.c. in *2-Part UIA, OSFA*, or *RSUA*	*1k SBS Ply; CA SBS BUR Ply;* or *PCA SBS Ply*	*1k SBS Cap; CA SBS Cap;* or *PCA SBS Cap*	**-45 (Lim. 7)**

This evaluation report is provided for State of Florida product approval under Rule 61G20-3. The manufacturer shall notify CREEK Technical Services, LLC of any product changes or quality assurance changes throughout the duration for which this report is valid. This evaluation report does not express nor imply warranty, installation, recommended use, or other product attributes that are not specifically addressed herein.

Lightweight Concrete Assemblies with Adhered Membranes over *Concrete Deck* (New or Existing)							
System No.	Vapor Barrier	LWIC	Base Sheet	Insulation/Cover Board	Ply Sheet	Cap Sheet	*MDP (psf)*
LC-AM-7	-	Min. 350 psi Celcore MF with HS Rheology Admixture	Tri-Built TM SBS Smooth secured with min. 1.7-inch LWC CR Base Sheet Fasteners secured 7-inch o.c. at the 3-inch side laps and 7-inch o.c. in two (2) equally spaced staggered rows in the field	*DensDeck Prime* or *SECUROCK* adhered in *2-Part UIA* applied 12-inch o.c.	*HA SBS Ply*	*HA SBS Cap*	**-45 (Lim. 7)**
LC-AM-8	-	Min. 340 psi Celcore MF with HS Rheology Admixture	Tri-Built TM SBS Smooth secured with Trufast VERSA-FAST fasteners and plates (1 fastener per plate) 12-inch o.c. at the 4-inch side laps and 12-inch o.c. in two (2) equally spaced, staggered rows in the field	Min. 2-inch *E3* adhered 12-inch o.c. over the fasteners rows in *RSUA*	*1k SBS Ply; CA SBS Ply; PCA SBS Ply;* or *BA SBS Ply*	*1k SBS Cap; CA SBS Cap; PCA SBS Cap;* or *BA SBS Cap*	**-45 (Lim. 7)**
LC-AM-9	-	Min. 430 psi Concrecel	-	Min. 0.5-inch *DensDeck Prime* secured with Trufast VERSA-Plates installed at a rate of 1 plate per 2ft^2; Trufast VERSA-FAST fasteners installed at a rate of two (2) fasteners per plate	*1k SBS Ply; CA SBS Ply;* or *HA SBS Ply*	*1k SBS Cap; CA SBS Cap;* or *HA SBS Cap*	**-52.5 (Lim. 7)**
LC-AM-10	-	Min. 340 psi Celcore MF with HS Rheology Admixture	-	Min. 2-inch *E3* secured with Trufast VERSA-Plates installed at a rate of 1 plate per 2ft^2; Trufast VERSA-FAST fasteners installed at a rate of two (2) fasteners per plate	*1k SBS Ply; CA SBS Ply;* or *BA SBS Ply*	*1k SBS Cap; CA SBS Cap; PCA SBS Cap;* or *BA SBS Cap*	**-60 (Lim. 7)**

Mechanically Fastened Lightweight Concrete Assemblies over *Concrete Deck* (New or Existing)							
System No.	Vapor Barrier	LWIC	Base Sheet or Insulation	Base Sheet or Insulation Attachment	Ply Sheet	Cap Sheet	*MDP (psf)*
LC-M-1	-	Min. 300 psi *LWIC* (*MCRF* ≥169 lbf with 1.7-inch LWC CR Base Sheet Fastener)	Tri-Built Glass Base or Tri-Built TM SBS Smooth	1.4-inch JM UltraLok or 1.7-inch LWC CR Base Sheet Fastener installed 7-inch o.c. in 3-inch side laps, 7-inch o.c. in two (2) equally spaced, staggered rows in the field	*CA SBS BUR Ply; PCA SBS BUR Ply;* or *HA SBS BUR Ply*	*CA SBS Cap; PCA SBS Cap;* or *HA SBS Cap*	**-30 (Lim. 7)**

This evaluation report is provided for State of Florida product approval under Rule 61G20-3. The manufacturer shall notify CREEK Technical Services, LLC of any product changes or quality assurance changes throughout the duration for which this report is valid. This evaluation report does not express nor imply warranty, installation, recommended use, or other product attributes that are not specifically addressed herein.

Mechanically Fastened Lightweight Concrete Assemblies over *Concrete Deck* (New or Existing)							
System No.	Vapor Barrier	LWIC	Base Sheet or Insulation	Base Sheet or Insulation Attachment	Ply Sheet	Cap Sheet	*MDP (psf)*
LC-M-2	-	Min. 210 psi *LWIC* (*MCRF* ≥169 lbf with 1.7-inch LWC CR Base Sheet Fastener)	Tri-Built Glass Base or Tri-Built TM SBS Smooth	1.4-inch JM UltraLok Fastener installed 9-inch o.c. in 3-inch side laps, 12-inch o.c. in two (2) equally spaced, staggered rows in the field	*CA SBS BUR Ply; PCA SBS BUR Ply;* or *HA SBS BUR Ply*	*CA SBS Cap; PCA SBS Cap;* or *HA SBS Cap*	**-30 (Lim. 7)**
LC-M-3	-	Min. 300 psi *LWIC* (*MCRF* ≥131 lbf with 1.7-inch LWC CR Base Sheet Fastener)	Tri-Built Glass Base	Min. 1.7-inch JM LWC CR Base Sheet Fastener installed 7-inch o.c. in min. 3-inch side laps, 7-inch o.c. in two (2) equally spaced, staggered rows in the field	*CA SBS BUR Ply; PCA SBS BUR Ply;* or *HA SBS BUR Ply*	*CA SBS Cap; PCA SBS Cap;* or *HA SBS Cap*	**-37.5 (Lim. 7)**
LC-M-4	-	Min. 310 psi Elastizell with Zell-Crete Fibers	Tri-Built Glass Base	Min. 1.7-inch JM LWC CR Base Sheet Fastener installed 7-inch o.c. in min. 3-inch side laps, 7-inch o.c. in two (2) equally spaced, staggered rows in the field	*CA SBS BUR Ply; PCA SBS BUR Ply;* or *HA SBS BUR Ply*	*CA SBS Cap; PCA SBS Cap;* or *HA SBS Cap*	**-45 (Lim.7)**
LC-M-5	-	Min. 200 psi Mearlcrete	Tri-Built Glass Base	Min. 1.7-inch LWC Base Sheet Fastener installed 7-inch o.c. in 3-inch side laps, 7-inch o.c. in two (2) equally spaced, staggered rows in the field	OPTIONAL *HA SBS BUR Ply*	*HA SBS Cap*	**-60 (Lim. 7)**
LC-M-6	-	Min. 380 psi *Celcore MF*	Tri-Built Glass Base	Min. 1.7-inch JM LWC Base Sheet Fastener installed 6-inch o.c. in 4-inch side laps, 6-inch o.c. in three (3) equally spaced, staggered rows in the field	*CA SBS BUR Ply; PCA SBS BUR Ply;* or *HA SBS BUR Ply*	*CA SBS Cap; PCA SBS Cap;* or *HA SBS Cap*	**-60 (Lim. 7)**
LC-M-7	-	Min. 310 *LWIC* (*MCRF* = 106lbf with JM LWC CR Base Sheet Fasteners)	Tri-Built Glass Base	Min. 1.7-inch JM LWC CR Base Sheet Fastener installed 7-inch o.c. in 4-inch side laps, 7-inch o.c. in two (2) equally spaced, staggered rows in the field	*CA SBS BUR Ply* or *PCA SBS BUR Ply*	*CA SBS Cap* or *PCA SBS Cap*	**-60 (Lim. 7)**
LC-M-8	-	Min 340 psi *Celcore MF* over deck treated with Celcore S-1	Tri-Built Glass Base	M Min. 1.7-inch JM LWC CR Base Sheet Fastener installed 7-inch o.c. in 4-inch side laps, 7-inch o.c. in two (2) equally spaced, staggered rows in the field	*CA SBS BUR Ply* or *PCA SBS BUR Ply*	*CA SBS Cap* or *PCA SBS Cap*	**-60 (Lim. 7)**
LC-M-9	-	Min. 310 *LWIC* (*MCRF* = 106lbf with JM LWC CR Base Sheet Fasteners)	Tri-Built Glass Base	Min. 1.7-inch JM LWC CR Base Sheet Fastener installed 7-inch o.c. in min. 3-inch side laps, 7-inch o.c. in two (2) equally spaced, staggered rows in the field	*HA SBS BUR Ply*	*HA SBS Cap*	**-67.5 (Lim. 7)**
LC-M-10	-	Min 340 psi *Celcore MF* over deck treated with Celcore S-1	Tri-Built Glass Base	Min. 1.7-inch JM LWC CR Base Sheet Fastener installed 7-inch o.c. in min. 3-inch side laps, 7-inch o.c. in two (2) equally spaced, staggered rows in the field	*HA SBS BUR Ply*	*HA SBS Cap*	**-67.5 (Lim. 7)**

This evaluation report is provided for State of Florida product approval under Rule 61G20-3. The manufacturer shall notify CREEK Technical Services, LLC of any product changes or quality assurance changes throughout the duration for which this report is valid. This evaluation report does not express nor imply warranty, installation, recommended use, or other product attributes that are not specifically addressed herein.

Mechanically Fastened Lightweight Concrete Assemblies over *Concrete Deck* (New or Existing)							
System No.	Vapor Barrier	LWIC	Base Sheet or Insulation	Base Sheet or Insulation Attachment	Ply Sheet	Cap Sheet	*MDP (psf)*
LC-M-11	-	Min. 360 psi Concrecel	Tri-Built Glass Base	Min. 1.7-inch JM LWC CR Base Sheet Fastener installed 6-inch o.c. in 4-inch side laps, 6-inch o.c. in three (3) equally spaced, staggered rows in the field	*HA SBS BUR Ply*	*HA SBS Cap*	**-120 (Lim. 7)**

Lightweight Concrete Assemblies with Adhered Membranes over *Steel Deck* (New or Existing)							
System No.	Deck Detail	LWIC	Base Sheet	Insulation/Cover Board	Ply Sheet	Cap Sheet	*MDP (psf)*
LS-AM-1	*G33*	Min. 350 psi Celcore MF with HS Rheology Admixture	Tri-Built TM SBS Smooth, secured with min. 1.7-inch LWC CR Base Sheet Fasteners secured 7-inch o.c. at the 3-inch side laps and 7-inch o.c. in two (2) equally spaced staggered rows in the field	Min. 0.5-inch *E3* or *E3 C1* adhered 12-inch o.c. in *2-Part UIA* followed by *DensDeck Prime* adhered 12-inch o.c. in *2-Part UIA, JM UA*, *OSFA* or *RSUA*	*1k SBS Ply* or *CA SBS BUR Ply*	*1k SBS Cap* or *CA SBS Cap*	**-45 (Lim. 7)**
LS-AM-2	*G33*	Min. 350 psi Celcore MF with HS Rheology Admixture	Tri-Built TM SBS Smooth, secured with min. 1.7-inch LWC CR Base Sheet Fasteners secured 7-inch o.c. at the 3-inch side laps and 7-inch o.c. in two (2) equally spaced staggered rows in the field	Min. 0.5-inch *E3* or *E3 C1* adhered 12-inch o.c. in *2-Part UIA* followed by *DensDeck Prime* or *SECUROCK* adhered 12-inch o.c. in *2-Part UIA, JM UA*, *OSFA* or *RSUA*	*1k SBS Ply; CA SBS Ply;* or *PCA SBS Ply*	*1k SBS Cap; CA SBS Cap;* or *PCA SBS Cap*	**-45 (Lim. 7)**
LS-AM-3	*G33*	Min. 350 psi Celcore MF with HS Rheology Admixture	Tri-Built TM SBS Smooth, secured with min. 1.7-inch LWC CR Base Sheet Fasteners secured 7-inch o.c. at the 3-inch side laps and 7-inch o.c. in two (2) equally spaced staggered rows in the field	Min. 0.5-inch *E3* or *E3 C1* adhered 12-inch o.c. in *2-Part UIA* followed by *DEXcell FA* adhered 12-inch o.c. in *JM UA* or *OSFA*	*1k SBS Ply; CA SBS Ply; PCA SBS Ply;* or *BA SBS Ply*	*1k SBS Cap; CA SBS Cap; PCA SBS Cap;* or *BA SBS Cap*	**-45 (Lim. 7)**
LS-AM-4	*G33*	Min. 350 psi Celcore MF with HS Rheology Admixture	Tri-Built TM SBS Smooth, secured with min. 1.7-inch LWC CR Base Sheet Fasteners secured 7-inch o.c. at the 3-inch side laps and 7-inch o.c. in two (2) equally spaced staggered rows in the field	Min. 0.5-inch *E3* or *E3 C1* adhered 12-inch o.c. in *2-Part UIA* followed by SeparatoR CGF adhered 12-inch o.c. in *2-Part UIA, JM UA*, *OSFA* or *RSUA*	*1k SBS Ply; CA SBS Ply; PCA SBS Ply;* or *BA SBS Ply*	*1k SBS Cap; CA SBS Cap; PCA SBS Cap;* or *BA SBS Cap*	**-45 (Lim. 7)**

This evaluation report is provided for State of Florida product approval under Rule 61G20-3. The manufacturer shall notify CREEK Technical Services, LLC of any product changes or quality assurance changes throughout the duration for which this report is valid. This evaluation report does not express nor imply warranty, installation, recommended use, or other product attributes that are not specifically addressed herein.

Lightweight Concrete Assemblies with Adhered Membranes over *Steel Deck* (New or Existing)							
System No.	Deck Detail	LWIC	Base Sheet	Insulation/Cover Board	Ply Sheet	Cap Sheet	*MDP (psf)*
LS-AM-5	*G33*	Min. 350 psi Celcore MF with HS Rheology Admixture	Tri-Built TM SBS Smooth, secured with min. 1.7-inch LWC CR Base Sheet Fasteners secured 7-inch o.c. at the 3-inch side laps and 7-inch o.c. in two (2) equally spaced staggered rows in the field	Min. 0.5-inch *E3* or *E3 C1* adhered 12-inch o.c. in *2-Part UIA* followed by Invinsa Roof Board adhered 12-inch o.c. in *2-Part UIA, OSFA* or *RSUA*	*CA SBS BUR Ply* or *PCA SBS Ply*	*CA SBS Cap* or *PCA SBS Cap*	**-45 (Lim. 7)**
LS-AM-6	*G33*	Min. 350 psi Celcore MF with HS Rheology Admixture	Tri-Built TM SBS Smooth, secured with min. 1.7-inch LWC CR Base Sheet Fasteners secured 7-inch o.c. at the 3-inch side laps and 7-inch o.c. in two (2) equally spaced staggered rows in the field	*DensDeck Prime* or *SECUROCK* adhered in *2-Part UIA* applied 12-inch o.c.	*HA SBS Ply*	*HA SBS Cap*	**-45 (Lim. 7)**
LS-AM-7	*G33*	Min. 340 psi Celcore MF with HS Rheology Admixture over deck treated with Celcore S-1	Tri-Built TM SBS Smooth secured with Trufast VERSA-FAST fasteners and plates (1 fastener per plate) 12-inch o.c. at the 4-inch side laps and 12-inch o.c. in two (2) equally spaced, staggered rows in the field	Min. 2-inch *E3* adhered 12-inch o.c. over the fasteners rows in *RSUA*	*1k SBS Ply; CA SBS Ply; PCA SBS Ply;* or *BA SBS Ply*	*1k SBS Cap; CA SBS Cap; PCA SBS Cap;* or *BA SBS Cap*	**-45 (Lim. 7)**
LS-AM-8	*G33*	Min. 430 psi Concrecel	-	Min. 0.5-inch *DensDeck Prime* secured with Trufast VERSA-Plates installed at a rate of 1 plate per 2ft^2; Trufast VERSA-FAST fasteners installed at a rate of two (2) fasteners per plate	*1k SBS Ply; CA SBS Ply;* or *HA SBS Ply*	*1k SBS Cap; CA SBS Cap;* or *HA SBS Cap*	**-52.5 (Lim. 7)**
LS-AM-9	*G33*	Min. 340 psi Celcore MF with HS Rheology Admixture over deck treated with Celcore S-1	-	Min. 2-inch *E3* secured with Trufast VERSA-Plates installed at a rate of 1 plate per 2ft^2; Trufast VERSA-FAST fasteners installed at a rate of two (2) fasteners per plate	*1k SBS Ply; CA SBS Ply;* or *BA SBS Ply*	*1k SBS Cap; CA SBS Cap; PCA SBS Cap;* or *BA SBS Cap*	**-60 (Lim. 7)**

This evaluation report is provided for State of Florida product approval under Rule 61G20-3. The manufacturer shall notify CREEK Technical Services, LLC of any product changes or quality assurance changes throughout the duration for which this report is valid. This evaluation report does not express nor imply warranty, installation, recommended use, or other product attributes that are not specifically addressed herein.

Mechanically Fastened Lightweight Concrete Assemblies over *Steel Deck* (New or Existing)							
System No.	*Deck Detail*	LWIC	Base Sheet or Insulation	Base Sheet or Insulation Attachment	Ply Sheet	Cap Sheet	*MDP* (psf)
LS-M-1	*G33*	Min. 300 psi *LWIC* (*MCRF* ≥169 lbf with 1.7-inch LWC CR Base Sheet Fastener)	Tri-Built Glass Base or Tri-Built TM SBS Smooth	1.4-inch JM UltraLok or 1.7-inch LWC CR Base Sheet Fastener installed 7-inch o.c. in 3-inch side laps, 7-inch o.c. in two (2) equally spaced, staggered rows in the field	*CA SBS BUR Ply; PCA SBS BUR Ply;* or *HA SBS BUR Ply*	*CA SBS Cap; PCA SBS Cap;* or *HA SBS Cap*	**-30 (Lim. 7)**
LS-M-2	*G33*	Min. 210 psi *LWIC* (*MCRF* ≥169 lbf with 1.7-inch LWC CR Base Sheet Fastener)	Tri-Built Glass Base or Tri-Built TM SBS Smooth	1.4-inch JM UltraLok Fastener installed 9-inch o.c. in 3-inch side laps, 12-inch o.c. in two (2) equally spaced, staggered rows in the field	*CA SBS BUR Ply; PCA SBS BUR Ply;* or *HA SBS BUR Ply*	*CA SBS Cap; PCA SBS Cap;* or *HA SBS Cap*	**-30 (Lim. 7)**
LS-M-3	*G33*	Min. 300 psi *LWIC* (*MCRF* ≥131 lbf with 1.7-inch LWC CR Base Sheet Fastener)	Tri-Built Glass Base	Min. 1.7-inch JM LWC CR Base Sheet Fastener installed 7-inch o.c. in min. 3-inch side laps, 7-inch o.c. in two (2) equally spaced, staggered rows in the field	*CA SBS BUR Ply; PCA SBS BUR Ply;* or *HA SBS BUR Ply*	*CA SBS Cap; PCA SBS Cap;* or *HA SBS Cap*	**-37.5 (Lim. 7)**
LS-M-4	*G33*	Min. 310 psi Elastizell with Zell-Crete Fibers	Tri-Built Glass Base	Min. 1.7-inch JM LWC CR Base Sheet Fastener installed 7-inch o.c. in min. 3-inch side laps, 7-inch o.c. in two (2) equally spaced, staggered rows in the field	*CA SBS BUR Ply; PCA SBS BUR Ply;* or *HA SBS BUR Ply*	*CA SBS Cap; PCA SBS Cap;* or *HA SBS Cap*	**-45 (Lim.7)**
LS-M-5	*G33*	Min. 380 psi *Celcore MF*	Tri-Built Glass Base	Min. 1.7-inch JM LWC CR Base Sheet Fastener installed 6-inch o.c. in 4-inch side laps, 6-inch o.c. in three (3) equally spaced, staggered rows in the field	*CA SBS BUR Ply; PCA SBS BUR Ply;* or *HA SBS BUR Ply*	*CA SBS Cap; PCA SBS Cap;* or *HA SBS Cap*	**-60 (Lim. 7)**
LS-M-6	*G33*	Min. 310 psi *LWIC* (*MCRF* = 106lbf with JM LWC CR Base Sheet Fasteners)	Tri-Built Glass Base	Min. 1.7-inch JM LWC CR Base Sheet Fastener installed 7-inch o.c. in 4-inch side laps, 7-inch o.c. in two (2) equally spaced, staggered rows in the field	*CA SBS BUR Ply* or *PCA SBS BUR Ply*	*CA SBS Cap* or *PCA SBS Cap*	**-60 (Lim. 7)**
LS-M-7	*G33*	Min 340 psi *Celcore MF* over deck treated with Celcore S-1	Tri-Built Glass Base	M Min. 1.7-inch JM LWC CR Base Sheet Fastener installed 7-inch o.c. in 4-inch side laps, 7-inch o.c. in two (2) equally spaced, staggered rows in the field	*CA SBS BUR Ply* or *PCA SBS BUR Ply*	*CA SBS Cap* or *PCA SBS Cap*	**-60 (Lim. 7)**
LS-M-8	*G33*	Min. 310 psi *LWIC* (*MCRF* = 106lbf with JM LWC CR Base Sheet Fasteners)	Tri-Built Glass Base	Min. 1.7-inch JM LWC CR Base Sheet Fastener installed 7-inch o.c. in min. 3-inch side laps, 7-inch o.c. in two (2) equally spaced, staggered rows in the field	*HA SBS BUR Ply*	*HA SBS Cap*	**-67.5 (Lim. 7)**
LS-M-9	*G33*	Min 340 psi *Celcore MF* over deck treated with Celcore S-1	Tri-Built Glass Base	Min. 1.7-inch JM LWC CR Base Sheet Fastener installed 7-inch o.c. in min. 3-inch side laps, 7-inch o.c. in two (2) equally spaced, staggered rows in the field	*HA SBS BUR Ply*	*HA SBS Cap*	**-67.5 (Lim. 7)**

This evaluation report is provided for State of Florida product approval under Rule 61G20-3. The manufacturer shall notify CREEK Technical Services, LLC of any product changes or quality assurance changes throughout the duration for which this report is valid. This evaluation report does not express nor imply warranty, installation, recommended use, or other product attributes that are not specifically addressed herein.

Mechanically Fastened Lightweight Concrete Assemblies over *Steel Deck* (New or Existing)							
System No.	*Deck Detail*	LWIC	Base Sheet or Insulation	Base Sheet or Insulation Attachment	Ply Sheet	Cap Sheet	*MDP* (psf)
LS-M-10	*G33*	Min. 400 psi Elastizell with Zell-Crete Fibers	Tri-Built Glass Base	Min. 1.7-inch JM LWC CR Base Sheet Fastener installed 7-inch o.c. in 4-inch side laps, 7-inch o.c. in two (2) equally spaced, staggered rows in the field	*HA SBS BUR Ply*	*HA SBS Cap*	**-75 (Lim. 7)**

Adhered *Recover* Assemblies								
System No.	*Deck Detail*	Existing Roof Cover	Base Insulation (Note 6)	Top Insulation	Base Ply	Ply Sheet	Cap Sheet	*MDP* (psf)
R-A-1	*Concrete Deck*	Granular Mod Bit or BUR	Min. 1-inch ENRGY 3 secured with *OSFA, 2-Part UIA* or *RSUA* ribbons spaced 12-inch o.c.	*DensDeck Prime, DEXcell FA* or *SECUROCK* secured with *JM UA*, *OSFA, 2-Part UIA* or *RSUA* ribbons spaced 12-inch o.c.	*CA SBS Ply*	OPTIONAL *CA SBS Ply*	*CA SBS Cap*	**-150 (Lim. 9)**
R-A-2	*Concrete Deck*	Granular Mod Bit or BUR	Min. 1-inch ENRGY 3 secured with *OSFA, 2-Part UIA* or *RSUA* ribbons spaced 12-inch o.c.	*DensDeck Prime,* or *SECUROCK* secured with *JM UA*, *OSFA, 2-Part UIA* or *RSUA* ribbons spaced 12-inch o.c.	*1k SBS Ply*	OPTIONAL *1k SBS Ply*	*1k SBS Cap*	**-150 (Lim. 9)**
R-A-3	*Concrete Deck*	Granular Mod Bit or BUR	Min. 1-inch ENRGY 3 secured with *OSFA, 2-Part UIA* or *RSUA* ribbons spaced 12-inch o.c.	*DEXcell FA* secured with *JM UA*, *OSFA, 2-Part UIA* or *RSUA* ribbons spaced 12-inch o.c.	*BA SBS Ply*	OPTIONAL *BA SBS Ply*	*BA SBS Cap*	**-150 (Lim. 9)**
R-A-4	*Concrete Deck*	Granular Mod Bit or BUR	Min. 1-inch ENRGY 3 secured with *OSFA, 2-Part UIA* or *RSUA* ribbons spaced 12-inch o.c.	*DEXcell FA* secured with *JM UA*, *OSFA, 2-Part UIA* or *RSUA* ribbons spaced 12-inch o.c.	*HA SBS Ply*	OPTIONAL *HA SBS Ply*	*HA SBS Cap*	**-150 (Lim. 9)**
R-A-5	*Concrete Deck*	Granular Mod Bit or BUR	Min. 1.5-inch ENRGY 3 secured with *OSFA, 2-Part UIA* or *RSUA* ribbons spaced 12-inch o.c.	*DensDeck Prime* or *DEXcell FA* secured with *OSFA, 2-Part UIA* or *RSUA* ribbons spaced 12-inch o.c.	*1k SBS Ply*	OPTIONAL *1k SBS Ply*	*1k SBS Cap*	**-195 (Lim. 9)**

This evaluation report is provided for State of Florida product approval under Rule 61G20-3. The manufacturer shall notify CREEK Technical Services, LLC of any product changes or quality assurance changes throughout the duration for which this report is valid. This evaluation report does not express nor imply warranty, installation, recommended use, or other product attributes that are not specifically addressed herein.

Adhered *Steel Deck* Assemblies (New and Existing)								
System No.	*Deck Detail*	Thermal Barrier/ Vapor Barrier	Base Insulation (Note 6)	Top Insulation	Base Ply	Ply Sheet	Cap Sheet	*MDP* (psf)
S-A-1	*G33*	-	Min. 1.5-inch *E3* applied in *JM UA*, *2-Part UIA* or *RSUA* spaced 12-inch o.c. followed by OPTIONAL Min. 1-inch *E3* applied in *JM UA*, *2-Part UIA* or *RSUA* spaced 12-inch o.c.	Min. 1-inch *E3* applied in *JM UA*, *2-Part UIA* or *RSUA* spaced 12-inch o.c.	*1k SBS Ply; CA SBS Ply;* or *BA SBS BUR Base*	OPTIONAL *1k SBS Ply; CA SBS Ply; PCA SBS Ply;* or *HA SBS Ply*	*1k SBS Cap; CA SBS Cap; PCA SBS Cap;* or *HA SBS Cap*	**-45 (Lim. 9)**
S-A-2	*G33*	-	Min. 1.5-inch *E3* applied in *JM UA*, *2-Part UIA* or *RSUA* spaced 12-inch o.c. followed by OPTIONAL Min. 1-inch *E3* applied in *JM UA*, *2-Part UIA* or *RSUA* spaced 12-inch o.c.	*DensDeck Prime* applied in *JM UA*, *2-Part UIA, OSFA* or *RSUA* spaced 12-inch o.c.	*1k SBS Ply; CA SBS Ply;* or *HA SBS BUR Ply*	OPTIONAL *1k SBS Ply; CA SBS Ply;* or *HA SBS BUR Ply*	*1k SBS Cap; CA SBS Cap;* or *HA SBS Cap*	**-45 (Lim. 9)**
S-A-3	*G33*	-	Min. 1.5-inch *E3* applied in *JM UA*, *2-Part UIA* or *RSUA* spaced 12-inch o.c. followed by OPTIONAL Min. 1-inch *E3* applied in *JM UA*, *2-Part UIA* or *RSUA* spaced 12-inch o.c.	*DEXcell FA,* or *SECUROCK* secured with *JM UA*, *2-Part UIA, OSFA* or *RSUA* spaced 12-inch o.c.	*1k SBS Ply; CA SBS Ply; HA SBS BUR Ply;* or *BA SBS BUR Ply*	OPTIONAL *1k SBS Ply; CA SBS BUR Ply; HA SBS BUR Ply;* or *BA SBS BUR Ply*	*1k SBS Cap; CA SBS Cap; PCA SBS Cap; HA SBS Cap;* or *BA SBS Cap*	**-45 (Lim. 9)**
S-A-4	*G33*	Min. 0.5-inch DensDeck Prime secured with *DF* or *TF at* 1 fastener per 4ft^2 over OPTIONAL *Vapor Barrier*	Min. 1.5-inch ENRGY 3 applied in *JM UA*, *2-Part UIA, OSFA,* or *RSUA* applied 12-inch o.c.	*DEXcell FA, SECUROCK,* or *DensDeck Prime* applied in *JM UA*, *2-Part UIA, OSFA,* or *RSUA* applied 12-inch o.c.	*1k SBS Ply; CA SBS Ply; HA SBS Ply;* or *BA SBS Ply*	OPTIONAL *1k SBS Ply; CA SBS Ply; HA SBS Ply;* or *BA SBS Ply*	*1k SBS Cap; CA SBS Cap; HA SBS Cap;* or *BA SBS Cap*	**-45 (Lim. 7)**
S-A-5	*G33*	-	Min. 1.5-inch ENRGY 3 applied in *JM UA* or *RSUA* ribbons spaced 6-inch o.c.	-	*1k SBS Ply; CA SBS Ply;* or *BA SBS Ply*	OPTIONAL *1k SBS Ply; CA SBS Ply;* or *BA SBS Ply*	*1k SBS Cap; CA SBS Cap;* or *BA SBS Cap*	**-82.5 (Lim. 9)**
S-A-6	*G33*	-	Min. 1.5-inch ENRGY 3 applied in *JM UA* or *RSUA* ribbons spaced 6-inch o.c.	*SECUROCK* applied in *JM UA, OSFA, RSUA* or *2-Part UIA* spaced 6-inch o.c.	*1k SBS Ply; CA SBS BUR Ply; HA SBS BUR Ply;* or *BA SBS BUR Ply*	OPTIONAL *1k SBS Ply; CA SBS BUR Ply; HA SBS BUR Ply;* or *BA SBS BUR Ply*	*1k SBS Cap; CA SBS Cap; HA SBS Cap; or BA SBS Cap*	**-82.5 (Lim. 9)**
S-A-7	*G33*	-	Min. 1.5-inch ENRGY 3 applied in *JM UA* or *RSUA* ribbons spaced 6-inch o.c.	*DensDeck Prime,* applied in *JM UA, OSFA, RSUA* or *2-Part UIA* ribbons spaced 6-inch o.c.	*1k SBS Ply;* or *CA SBS Ply*	OPTIONAL *1k SBS Ply;* or *CA SBS Ply*	*1k SBS Cap;* or *CA SBS Cap*	**-82.5 (Lim. 9)**

This evaluation report is provided for State of Florida product approval under Rule 61G20-3. The manufacturer shall notify CREEK Technical Services, LLC of any product changes or quality assurance changes throughout the duration for which this report is valid. This evaluation report does not express nor imply warranty, installation, recommended use, or other product attributes that are not specifically addressed herein.

Adhered *Steel Deck* Assemblies (New and Existing)								
System No.	*Deck Detail*	Thermal Barrier/ Vapor Barrier	Base Insulation (Note 6)	Top Insulation	Base Ply	Ply Sheet	Cap Sheet	*MDP* (psf)
S-A-8	*G33*	-	Min. 1.5-inch ENRGY 3 appliedin *JM UA* or *RSUA* ribbons spaced 6-inch o.c.	*DEXcell FA* applied in *JM UA, OSFA, RSUA* or *2-Part UIA* ribbons spaced 6-inch o.c.	*CA SBS Ply*	OPTIONAL *CA SBS Ply*	*CA SBS Cap*	**-82.5 (Lim. 9)**

Assemblies with Adhered Membranes over Insulated *Steel Deck* (New, Existing, or *Recover*)									
System No.	*Deck Detail*	Base Insulation	Base Insulation Attachment	Top Insulation	Top Insulation Attachment	Base Ply	Ply Sheet	Cap Sheet	*MDP* (psf)
S-AM-1	*G33*	Min. 1.5-inch *E3*	Simultaneously fastened with Top Insulation	*ProtectoR*	*Fasteners & Plates* secured at a rate of 1 fastener per 4ft^2	*1k SBS Ply* or *CA SBS Ply*	OPTIONAL *1k SBS Ply* or *CA SBS Ply*	*1k SBS Cap* or *CA SBS Cap*	**-37.5 (Lim. 7)**
S-AM-2	*G33*	OPTIONAL *Insulation* under Min. 1.5-inch *E3*	Simultaneously fastened with Top Insulation	*DEXcell Cement*	*Fasteners & Plates* secured at a rate of 1 fastener per 5.33ft^2	*1k SBS Ply; CA SBS Ply; HA SBS BUR Ply;* or *BA SBS BUR Ply*	OPTIONAL *1k SBS Ply; CA SBS BUR Ply; HA SBS BUR Ply;* or *BA SBS BUR Ply*	*1k SBS Cap; CA SBS Cap; PCA SBS Cap; HA SBS Cap;* or *BA SBS Cap*	**-45 (Lim. 7)**
S-AM-3	*G33*	OPTIONAL *Insulation* under Min. 1.5-inch *E3*	Simultaneously fastened with Top Insulation	*DEXcell FA*	*Fasteners & Plates* secured at a rate of 1 fastener per 3.2ft^2	*1k SBS Ply; CA SBS Ply; HA SBS BUR Ply;* or *BA SBS BUR Ply*	OPTIONAL *1k SBS Ply; CA SBS BUR Ply; HA SBS BUR Ply;* or *BA SBS BUR Ply*	*1k SBS Cap; CA SBS Cap; PCA SBS Cap; HA SBS Cap;* or *BA SBS Cap*	**-45 (Lim. 7)**
S-AM-4	*G33*	OPTIONAL *Insulation* under Min. 1.5-inch *E3*	Simultaneously fastened with Top Insulation	Min. 1/2-inch *DEXcell FA*	*Fasteners & Plates* secured at a rate of 1 fastener per 4ft^2	*1k SBS Ply; CA SBS Ply; HA SBS BUR Ply;* or *BA SBS BUR Ply*	OPTIONAL *1k SBS Ply; CA SBS BUR Ply; HA SBS BUR Ply;* or *BA SBS BUR Ply*	*1k SBS Cap; CA SBS Cap; PCA SBS Cap; HA SBS Cap;* or *BA SBS Cap*	**-45 (Lim. 7)**
S-AM-5	*G33*	OPTIONAL *Insulation* under Min. 1.5-inch *E3*	Simultaneously fastened with Top Insulation	Min. 5/8-inch *DEXcell FA*	*Fasteners & Plates* secured at a rate of 1 fastener per 5.33ft^2	*1k SBS Ply; CA SBS Ply; HA SBS BUR Ply;* or *BA SBS BUR Ply*	OPTIONAL *1k SBS Ply; CA SBS BUR Ply; HA SBS BUR Ply;* or *BA SBS BUR Ply*	*1k SBS Cap; CA SBS Cap; PCA SBS Cap; HA SBS Cap;* or *BA SBS Cap*	**-45 (Lim. 7)**
S-AM-6	*G33*	Min. 1.5-inch *E3*	Simultaneously fastened with Top Insulation	Min. 1/2-inch *DensDeck Prime*	*Fasteners & Plates* secured at a rate of 1 fastener per 5.33ft^2	*1k SBS Ply; CA SBS Ply;* or *HA SBS BUR Ply*	OPTIONAL *1k SBS Ply; CA SBS Ply;* or *HA SBS BUR Ply*	*1k SBS Cap; CA SBS Cap;* or *HA SBS Cap*	**-45 (Lim. 7)**
S-AM-7	*G33*	Min. 1.5-inch *E3*	Simultaneously fastened with Top Insulation	*DensDeck Prime*	*Fasteners & Plates* secured at a rate of 1 fastener per 4ft^2	*1k SBS Cap; CA SBS Cap;* or *HA SBS BUR Ply*	OPTIONAL *1k SBS Ply; CA SBS Ply;* or *HA SBS BUR Ply*	*1k SBS Cap; CA SBS Cap;* or *HA SBS Cap*	**-45 (Lim. 7)**
S-AM-8	*G33*	Min. 2-inch *E3*	*Fasteners & Plates* secured at a rate of 1 fastener per 4ft^2	ProtectoR HD	*JM UA, OSFA, RSUA* or *2-Part UIA* applied 12-inch o.c.	*1k SBS Ply*	OPTIONAL *1k SBS Ply; BA SBS Ply;* or *CA SBS Ply*	*1k SBS Cap; BA SBS Cap;* or *CA SBS Cap*	**-45 (Lim. 7)**

This evaluation report is provided for State of Florida product approval under Rule 61G20-3. The manufacturer shall notify CREEK Technical Services, LLC of any product changes or quality assurance changes throughout the duration for which this report is valid. This evaluation report does not express nor imply warranty, installation, recommended use, or other product attributes that are not specifically addressed herein.

Assemblies with Adhered Membranes over Insulated *Steel Deck* (New, Existing, or *Recover*)									
System No.	*Deck Detail*	Base Insulation	Base Insulation Attachment	Top Insulation	Top Insulation Attachment	Base Ply	Ply Sheet	Cap Sheet	*MDP* (psf)
S-AM-9	*G33*	Min. 2-inch *E3*	*Fasteners & Plates* secured at a rate of 1 fastener per 4ft^2	*DensDeck Prime, DEXcell FA* or *SECUROCK*	*JM UA*, *OSFA, RSUA* or *2-Part UIA* applied 12-inch o.c.	*1k SBS Ply; BA SBS Ply;* or *CA SBS Ply*	OPTIONAL *1k SBS Ply; BA SBS Ply;* or *CA SBS Ply*	*1k SBS Cap; BA SBS Cap;* or *CA SBS Cap*	**-45 (Lim. 7)**
S-AM-10	*G33*	Min. 2-inch *E3*	*Fasteners & Plates* secured at a rate of 1 fastener per 4ft^2	Min. 1-inch *E3*	*JM UA*, *RSUA* or *2-Part UIA* applied 12-inch o.c.	*1k SBS Cap; CA SBS Cap;* or *BA SBS BUR Base*	OPTIONAL *1k SBS Ply; CA SBS Ply; PCA SBS Ply;* or *HA SBS Ply*	*1k SBS Cap; CA SBS Cap; PCA SBS Cap;* or *HA SBS Cap*	**-45 (Lim. 7)**
S-AM-11	*G33*	Min. 1.5-inch *E3*	*Fasteners & Plates* secured 1 fastener per 2.67ft^2	Min. 1-inch *E3*	*JM UA*, *2-Part UIA* or *RSUA* applied 12-inch o.c.	*1k SBS Cap; CA SBS Cap;* or *BA SBS BUR Base*	OPTIONAL *1k SBS Ply; CA SBS Ply; PCA SBS Ply;* or *HA SBS Ply*	*1k SBS Cap; CA SBS Cap; PCA SBS Cap;* or *HA SBS Cap*	**-45 (Lim. 7)**
S-AM-12	*G33*	Min. 1.5-inch *E3*	*Fasteners & Plates* secured 1 fastener per 2.67ft^2	ProtectoR HD	*JM UA*, *OSFA, RSUA* or *2-Part UIA* applied 12-inch o.c.	*1k SBS Ply*	OPTIONAL *1k SBS Ply; BA SBS Ply;* or *CA SBS Ply*	*1k SBS Cap; BA SBS Cap;* or *CA SBS Cap*	**-45 (Lim. 7)**
S-AM-13	*G33*	Min. 1.5-inch *E3*	*Fasteners & Plates* secured 1 fastener per 2.67ft^2	*DensDeck Prime, DEXcell FA* or *SECUROCK*	*JM UA*, *OSFA, RSUA,* or *2-Part UIA* applied 12-inch o.c.	*1k SBS Ply; BA SBS Ply;* or *CA SBS Ply*	OPTIONAL *1k SBS Ply; BA SBS Ply;* or *CA SBS Ply*	*1k SBS Cap; BA SBS Cap;* or *CA SBS Cap*	**-45 (Lim. 7)**
S-AM-14	*G80*	OPTIONAL *Insulation* under Min 1.5-inch ENRGY 3, FescoFoam or DuraFoam; or Min. 1-inch Fesco Board or DuraBoard	*UF Fasteners & Plates* secured at a rate of *16 per 4-ft x 8-ft Board*	FescoFoam or DuraFoam; Min. 1-inch Fesco Board; Retro-Fit, RetroPlus or DuraBoard	ASTM D 312, Type IV Asphalt	*HA SBS BUR Base*	OPTIONAL *CA SBS BUR Ply; PCA SBS BUR Ply; HA SBS BUR Ply;* or *BA SBS BUR Ply*	*CA SBS Cap; PCA SBS Cap; HA SBS Cap;* or *BA SBS Cap*	**-52.5 (Lim. 7)**
S-AM-15	*G80*	OPTIONAL *Insulation* under Min. 1.5-inch *E3*; FescoBoard; Min. 3/4-inch DuraBoard	Simultaneously fastened with Top Insulation	FescoFoam or DuraFoam; Fesco Board; Retro-Fit, RetroPlus or DuraBoard	*UF Fasteners & Plates* or UltraFast Fasteners with UltraFast Plastic Plates at a rate of *16 per 4-ft x 8-ft Board*	*HA SBS BUR Base*	OPTIONAL *CA SBS BUR Ply; PCA SBS BUR Ply; HA SBS BUR Ply;* or *BA SBS BUR Ply*	*CA SBS Cap; PCA SBS Cap; HA SBS Cap;* or *BA SBS Cap*	**-52.5 (Lim.7)**
S-AM-16	*G33*	OPTIONAL *Insulation* under Min. 1.5-inch *E3* or *E3 C1*	Simultaneously fastened with Top Insulation	*ProtectoR*	*Fasteners & Plates* secured at a rate of *18 per 4-ft x 8-ft Board*	*1k SBS Ply*	OPTIONAL *1k SBS Ply*	*1k SBS Cap*	**-52.5 (Lim. 7)**

This evaluation report is provided for State of Florida product approval under Rule 61G20-3. The manufacturer shall notify CREEK Technical Services, LLC of any product changes or quality assurance changes throughout the duration for which this report is valid. This evaluation report does not express nor imply warranty, installation, recommended use, or other product attributes that are not specifically addressed herein.

Assemblies with Adhered Membranes over Insulated *Steel Deck* (New, Existing, or *Recover*)									
System No.	*Deck Detail*	Base Insulation	Base Insulation Attachment	Top Insulation	Top Insulation Attachment	Base Ply	Ply Sheet	Cap Sheet	*MDP* (psf)
S-AM-17	*G33*	OPTIONAL *Insulation* under Min. 1.5-inch *E3*	Simultaneously fastened with Top Insulation	*DensDeck Prime*	*Fasteners & Plates* secured at a rate of 1 fastener per 1.8ft^2	*1k SBS Ply; CA SBS Ply;* or *HA SBS Ply*	OPTIONAL *1k SBS Ply; CA SBS Ply;* or *HA SBS Ply*	*1k SBS Cap; CA SBS Cap;* or *HA SBS Cap*	**-52.5 (Lim. 7)**
S-AM-18	*G33*	OPTIONAL *Insulation* under Min. 1.5-inch *E3*	Simultaneously fastened with Top Insulation	*SECUROCK*	*Fasteners & Plates* secured at a rate of *18 per 4-ft x 8-ft Board*	*1k SBS Ply; CA SBS BUR Ply; PCA SBS BUR Ply; HA SBS BUR Ply;* or *BA SBS BUR Ply*	OPTIONAL *1k SBS Ply; CA SBS BUR Ply; PCA SBS BUR Ply; HA SBS BUR Ply;* or *BA SBS BUR Ply*	*1k SBS Cap; CA SBS Cap; PCA SBS Cap; HA SBS Cap;* or *BA SBS Cap*	**-60 (Lim. 7)**
S-AM-19	*G33*	OPTIONAL *Insulation* under Min 1.5-inch ENRGY 3, FescoFoam or DuraFoam	*UF Fasteners & Plates* secured at a rate of *18 per 4-ft x 8-ft Board*	FescoFoam, DuraFoam, Retro-Fit, RetroPlus or DuraBoard	ASTM D 312, Type IV Asphalt	*HA SBS BUR Base*	OPTIONAL *CA SBS BUR Ply; PCA SBS BUR Ply; HA SBS BUR Ply;* or *BA SBS BUR Ply*	*CA SBS Cap; PCA SBS Cap; HA SBS Cap;* or *BA SBS Cap*	**-60 (Lim. 7)**
S-AM-20	*G33*	OPTIONAL *Insulation* under Min 1.5-inch ENRGY 3	*Fasteners & Plates* secured at a rate of *18 per 4-ft x 8-ft Board*	Min. 0.5-inch *SECUROCK*	*2-Part UIA* applied 12-inch o.c.	*1k SBS Ply; CA SBS BUR Ply; PCA SBS BUR Ply; HA SBS BUR Ply;* or *BA SBS BUR Ply*	OPTIONAL *1k SBS Ply; CA SBS BUR Ply; PCA SBS BUR Ply; HA SBS BUR Ply;* or *BA SBS BUR Ply*	*1k SBS Cap; CA SBS Cap; PCA SBS Cap; HA SBS Cap;* or *BA SBS Cap*	**-60 (Lim. 7)**
S-AM-21	*G33*	OPTIONAL *Insulation*	Simultaneously fastened with Top Insulation	*SECUROCK*	*Fasteners & Plates* secured at a rate of *22 per 4-ft x 8-ft Board*	*1k SBS Ply; CA SBS BUR Ply; PCA SBS BUR Ply; HA SBS BUR Ply;* or *BA SBS BUR Ply*	OPTIONAL *1k SBS Ply; CA SBS BUR Ply; PCA SBS BUR Ply; HA SBS BUR Ply;* or *BA SBS BUR Ply*	*1k SBS Cap; CA SBS Cap; PCA SBS Cap; HA SBS Cap;* or *BA SBS Cap*	**-60 (Lim. 7)**
S-AM-22	*G33*	OPTIONAL *Insulation*	Simultaneously fastened with Top Insulation	Min 1.5-inch ENRGY 3	*Fasteners & Plates* secured at a rate of 1 fastener per 1.78ft^2	*1k SBS Ply; CA SBS Ply; PCA SBS Ply;* or *BA SBS BUR Base*	OPTIONAL *1k SBS Ply; CA SBS Ply; PCA SBS Ply;* or *HA SBS Ply*	*1k SBS Cap; CA SBS Cap; PCA SBS Cap;* or *HA SBS Cap*	**-60 (Lim. 7)**
S-AM-23	*G33*	Min. 1.5-inch *E3*	Simultaneously fastened with Top Insulation	*DensDeck Prime*	*Fasteners & Plates* secured at a rate of *16 per 4-ft x 8-ft Board*	*1k SBS Ply; CA SBS Ply;* or *HA SBS Ply*	OPTIONAL *1k SBS Ply; CA SBS Ply;* or *HA SBS Ply*	*1k SBS Cap; CA SBS Cap;* or *HA SBS Cap*	**-60 (Lim.7)**
S-AM-24	*G80*	OPTIONAL *Insulation* under Min 1.5-inch ENRGY 3	*Fasteners & Plates* secured at a rate of *24 per 4-ft x 8-ft Board*	Min. 1/2-inch *SECUROCK*	*2-Part UIA* applied 12-inch o.c.	*1k SBS Ply; CA SBS BUR Ply; PCA SBS BUR Ply; HA SBS BUR Ply;* or *BA SBS BUR Ply*	OPTIONAL *1k SBS Ply; CA SBS BUR Ply; PCA SBS BUR Ply; HA SBS BUR Ply;* or *BA SBS BUR Ply*	*1k SBS Cap; CA SBS Cap; PCA SBS Cap; HA SBS Cap;* or *BA SBS Cap*	**-67.5 (Lim. 7)**

This evaluation report is provided for State of Florida product approval under Rule 61G20-3. The manufacturer shall notify CREEK Technical Services, LLC of any product changes or quality assurance changes throughout the duration for which this report is valid. This evaluation report does not express nor imply warranty, installation, recommended use, or other product attributes that are not specifically addressed herein.

Assemblies with Adhered Membranes over Insulated *Steel Deck* (New, Existing, or *Recover*)									
System No.	*Deck Detail*	Base Insulation	Base Insulation Attachment	Top Insulation	Top Insulation Attachment	Base Ply	Ply Sheet	Cap Sheet	*MDP* (psf)
S-AM-25	*G33*	OPTIONAL *Insulation*	Simultaneously fastened with Top Insulation	Min 1.5-inch ENRGY 3	*Fasteners & Plates* secured at a rate of *22 per 4-ft x 8-ft Board*	*1k SBS Cap; CA SBS Cap;* or *BA SBS BUR Base*	OPTIONAL *1k SBS Ply; CA SBS Ply; PCA SBS Ply;* or *HA SBS Ply*	*1k SBS Cap; CA SBS Cap; PCA SBS Cap;* or *HA SBS Cap*	**-67.5 (Lim. 7)**
S-AM-26	*G33*	OPTIONAL *Insulation* under Min. 1.5-inch *E3*	Simultaneously fastened with Top Insulation	Min. 0.5-inch *DensDeck Prime*	*Fasteners & Plates* secured at a rate of 1 fastener per 1.8ft^2	*1k SBS Ply;* or *CA SBS Ply*	OPTIONAL *1k SBS Ply;* or *CA SBS Ply*	*1k SBS Cap;* or *CA SBS Cap*	**-67.5 (Lim. 7)**
S-AM-27	*G33*	OPTIONAL *Insulation* under Min. 2-inch ENRGY 3, FescoFoam or DuraFoam	*UF Fasteners & Plates* secured at a rate of *22 per 4-ft x 8-ft Board*	Retro-Fit, RetroPlus or DuraBoard; or Min. 2-inch FescoFoam or DuraFoam	ASTM D 312, Type IV Asphalt	*HA SBS BUR Base*	OPTIONAL *CA SBS BUR Ply; PCA SBS BUR Ply; HA SBS BUR Ply;* or *BA SBS BUR Ply*	*CA SBS Cap; PCA SBS Cap; HA SBS Cap;* or *BA SBS Cap*	**-75 (Lim. 7)**
S-AM-28	*G80*	OPTIONAL *Insulation* under Min. 1.5-inch *E3*, FescoFoam or DuraFoam; FescoBoard; Min. 3/4-inch DuraBoard	Simultaneously fastened with Top Insulation	Min. 0.5-inch *SECUROCK*	*Fasteners & Plates* or UltraFast Fasteners with UltraFast Plastic Plates at a rate of *18 per 4-ft x 8-ft Board*	*1k SBS Ply; CA SBS BUR Ply; PCA SBS BUR Ply; HA SBS BUR Ply;* or *BA SBS BUR Ply*	OPTIONAL *1k SBS Ply; CA SBS BUR Ply; PCA SBS BUR Ply; HA SBS BUR Ply;* or *BA SBS BUR Ply*	*1k SBS Ply; CA SBS Cap; PCA SBS Cap; HA SBS Cap;* or *BA SBS Cap*	**-75 (Lim. 7)**
S-AM-29	*G33*	OPTIONAL *Insulation* under Min. 1.5-inch *E3*	Simultaneously fastened with Top Insulation	Min. 0.5-inch *SECUROCK*	*Fasteners & Plates (Square)* at a rate of 1 fastener per 1.45ft^2	*1k SBS Ply; CA SBS Ply; PCA SBS BUR Ply*	OPTIONAL *1k SBS Cap; CA SBS Cap;* or *PCA SBS BUR Ply*	*1k SBS Cap; CA SBS Cap;* or *PCA SBS Cap*	**-75 (Lim. 7)**
S-AM-30	*G80*	OPTIONAL *Insulation* under Min. 1.5-inch *E3*	Simultaneously fastened with Top Insulation	Min. 0.5-inch *DensDeck Prime*	*Fasteners & Plates* at a rate of *18 per 4-ft x 8-ft Board*	*1k SBS Ply* or *CA SBS Ply*	OPTIONAL *1k SBS Ply* or *CA SBS Ply*	*1k SBS Cap* or *CA SBS Cap*	**-75 (Lim. 7)**
S-AM-31	*G80*	OPTIONAL *Insulation* under Min. 1.5-inch *E3*	Simultaneously fastened with Top Insulation	Min. 0.5-inch *DEXcell FA*	*Fasteners & Plates* at a rate of *18 per 4-ft x 8-ft Board*	*CA SBS Ply*	OPTIONAL *CA SBS Ply*	*CA SBS Cap*	**-75 (Lim. 7)**
S-AM-32	*G33*	OPTIONAL *Insulation* under Min. 1.5-inch *E3*	Simultaneously fastened with Top Insulation	Min. 0.5-inch *DensDeck Prime*	*Fasteners & Plates* secured at a rate of 1 fastener per 1.6ft^2	*1k SBS Ply; CA SBS Ply;* or *HA SBS Ply*	OPTIONAL *1k SBS Ply; CA SBS Ply;* or *HA SBS Ply*	*1k SBS Cap; CA SBS Cap;* or *HA SBS Cap*	**-75 (Lim. 7)**
S-AM-33	*G33*	OPTIONAL *Insulation*	Simultaneously fastened with Top Insulation	Min. 2-inch *E3*	*Fasteners & Plates* secured at a rate of *20 per 4-ft x 8-ft Board Alt.*	*1k SBS Ply* or *CA SBS Ply*	OPTIONAL *1k SBS Ply* or *CA SBS Ply*	*1k SBS Cap* or *CA SBS Cap*	**-75 (Lim. 7)**
S-AM-34	*G33*	OPTIONAL *Insulation* under Min. 2-inch *E3*	*DF* secured at a rate of *20 per 4-ft x 8-ft Board*	*DensDeck Prime, DEXcell FA* or *SECUROCK*	*OSFA, RSUA* or *2-Part UIA* ribbons spaced 6-inch o.c.	*1k SBS Ply; BA SBS Ply;* or *CA SBS Ply*	OPTIONAL *1k SBS Ply; BA SBS Ply;* or *CA SBS Ply*	*1k SBS Cap; BA SBS Cap;* or *CA SBS Cap*	**-75 (Lim. 7)**

This evaluation report is provided for State of Florida product approval under Rule 61G20-3. The manufacturer shall notify CREEK Technical Services, LLC of any product changes or quality assurance changes throughout the duration for which this report is valid. This evaluation report does not express nor imply warranty, installation, recommended use, or other product attributes that are not specifically addressed herein.

Assemblies with Adhered Membranes over Insulated *Steel Deck* (New, Existing, or *Recover*)									
System No.	*Deck Detail*	Base Insulation	Base Insulation Attachment	Top Insulation	Top Insulation Attachment	Base Ply	Ply Sheet	Cap Sheet	*MDP* (psf)
S-AM-35	*G33*	Min. 1.5-inch *E3*	Simultaneously fastened with Top Insulation	Min. 0.5-inch *DensDeck Prime*	*Fasteners & Plates* secured at a rate of *16 per 4-ft x 8-ft Board*	*1k SBS Ply; CA SBS Ply;* or *HA SBS Ply*	OPTIONAL *1k SBS Ply; CA SBS Ply;* or *HA SBS Ply*	*1k SBS Cap; CA SBS Cap;* or *HA SBS Cap*	**-75 (Lim.7)**
S-AM-36	*G33*	OPTIONAL *Insulation* under Min 1.5-inch ENRGY 3	*Fasteners & Plates* secured at a rate of *32 per 4-ft x 8-ft Board*	Min. 0.5-inch *SECUROCK*	*2-Part UIA* applied 12-inch o.c.	*1k SBS Ply; CA SBS BUR Ply; HA SBS BUR Ply;* or *BA SBS BUR Ply*	OPTIONAL *1k SBS Ply; CA SBS BUR Ply; HA SBS BUR Ply;* or *BA SBS BUR Ply*	*1k SBS Cap; CA SBS Cap; HA SBS Cap;* or *BA SBS Cap*	**-82.5 (Lim. 7)**
S-AM-37	*G33*	OPTIONAL *Insulation* under Min. 1.5-inch *E3*	Simultaneously fastened with Top Insulation	Min. 0.5-inch *SECUROCK*	*Fasteners & Plates* secured at a rate of *22 per 4-ft x 8-ft Board*	*1k SBS Ply; CA SBS BUR Ply; HA SBS BUR Ply;* or *BA SBS BUR Ply*	OPTIONAL *1k SBS Ply; CA SBS BUR Ply; HA SBS BUR Ply;* or *BA SBS BUR Ply*	*1k SBS Cap; CA SBS Cap; HA SBS Cap;* or *BA SBS Cap*	**-82.5 (Lim. 7)**
S-AM-38	*G33*	OPTIONAL *Insulation* under Min. 1.5-inch *E3*	Simultaneously fastened with Top Insulation	Min. 0.5-inch *DensDeck Prime* or *DEXcell FA*	*Fasteners & Plates* secured at a rate of *22 per 4-ft x 8-ft Board*	*CA SBS Ply*	OPTIONAL *CA SBS Ply*	*CA SBS Cap*	**-82.5 (Lim. 7)**
S-AM-39	*G33*	OPTIONAL *Insulation* under Min. 1.5-inch *E3*	Simultaneously fastened with Top Insulation	Min. 0.5-inch *DensDeck Prime*	*Fasteners & Plates* secured at a rate of *22 per 4-ft x 8-ft Board*	*1k SBS Ply*	OPTIONAL *1k SBS Ply*	*1k SBS Cap*	**-82.5 (Lim. 7)**
S-AM-40	*G80*	OPTIONAL *Insulation* under Min. 2-inch ENRGY 3	*Fasteners & Plates* secured at a rate of *22 per 4-ft x 8-ft Board*	Min. 0.5-inch *SECUROCK*	*2-Part UIA* applied 12-inch o.c.	*1k SBS Ply; CA SBS BUR Ply; HA SBS BUR Ply;* or *BA SBS BUR Ply*	OPTIONAL *1k SBS Ply; CA SBS BUR Ply; HA SBS BUR Ply;* or *BA SBS BUR Ply*	*1k SBS Cap; CA SBS Cap; HA SBS Cap;* or *BA SBS Cap*	**-90 (Lim. 7)**
S-AM-41	*G80*	OPTIONAL *Insulation* under Min 1.5-inch ENRGY 3	*Fasteners & Plates* or UltraFast Fasteners with UltraFast Plastic Plates at a rate of *32 per 4-ft x 8-ft Board*	Min. 0.5-inch *SECUROCK*	*2-Part UIA* applied 12-inch o.c.	*1k SBS Ply; CA SBS BUR Ply; HA SBS BUR Ply;* or *BA SBS BUR Ply*	OPTIONAL *1k SBS Ply; CA SBS BUR Ply; HA SBS BUR Ply;* or *BA SBS BUR Ply*	*1k SBS Cap; CA SBS Cap; HA SBS Cap;* or *BA SBS Cap*	**-90 (Lim. 7)**
S-AM-42	*G33*	OPTIONAL *Insulation*	Simultaneously fastened with Top Insulation	Min 2-inch *E3*	*Fasteners & Plates* secured at a rate of *24 per 4-ft x 8-ft Board*	*1k SBS Ply* or *CA SBS Ply*	OPTIONAL *1k SBS Ply* or *CA SBS Ply*	*1k SBS Cap* or *CA SBS Cap*	**-105 (Lim. 7)**
S-AM-43	*G33*	OPTIONAL *Insulation* under Min 1.5-inch ENRGY 3	Simultaneously fastened with Top Insulation	Min. 0.5-inch *DensDeck Prime*	*Fasteners & Plates* secured at a rate of *32 per 4-ft x 8-ft Board*	*HA SBS Ply*	OPTIONAL *HA SBS Ply*	*HA SBS Cap*	**-112.5 (Lim. 7)**

This evaluation report is provided for State of Florida product approval under Rule 61G20-3. The manufacturer shall notify CREEK Technical Services, LLC of any product changes or quality assurance changes throughout the duration for which this report is valid. This evaluation report does not express nor imply warranty, installation, recommended use, or other product attributes that are not specifically addressed herein.

Mechanically Fastened Assemblies over *Steel Deck* (New, Existing, or *Recover*)								
System No.	*Deck Detail*	Base Insulation	Top Insulation	Base Sheet	Base Sheet Attachment	Ply Sheet	Cap Sheet	*MDP* (psf)
S-M-1	*G33*	OPTIONAL *Insulation*	Min 1.5-inch *E3*; or FescoFoam, DuraFoam, FescoBoard or Retro-Fit Board	Tri-Built Glass Base or Tri-Built TM SBS Smooth	*Fasteners & Plates* 9-inch o.c. at min. 4-inch side lap and 18-inches o.c. in two (2) equally spaced, staggered rows in the field of the roll	OPTIONAL *CA SBS BUR Ply*; *PCA SBS BUR Ply; HA SBS BUR Ply;* or *BA SBS BUR Ply*	*CA SBS Cap; PCA SBS Cap; HA SBS Cap;* or *BA SBS Cap*	**-60 (Lim. 9)**
S-M-2	*G33*	OPTIONAL *Insulation*	Min 1-inch *E3* with OPTIONAL *Cover Board*	Tri-Built TM SBS Smooth	*HL Fasteners & Plates* spaced 12-inch o.c. within the min. 5-inch heat welded side lap	OPTIONAL *1k SBS Ply; CA SBS BUR Ply*; *PCA SBS BUR Ply; HA SBS BUR Ply;* or *BA SBS BUR Ply*	*1k SBS Cap; CA SBS Cap; PCA SBS Cap; HA SBS Cap;* or *BA SBS Cap*	**-67.5 (Lim. 7)**

Assemblies with All Layers Adhered over *Wood Deck* (New or Existing)							
System No.	Deck Detail	Base Insulation (Note 6)	Top Insulation	Base Ply	Ply Sheet	Cap Sheet	*MDP (psf)*
W-A-1	*T15/32P, L24*	Min. 1.5-inch ENRGY 3 secured in *JM UA* or *RSUA* 12-inch o.c	-	*1k SBS Ply; CA SBS Ply; PCA SBS Ply,* or *BA SBS BUR Base*	OPTIONAL *1k SBS Ply; CA SBS Ply; PCA SBS Ply;* or *HA SBS Ply*	*1k SBS Cap; CA SBS Cap; PCA SBS Cap;* or *HA SBS Cap*	**-45 (Lim. 9)**
W-A-2	*7/16O, L24*	-	Min. 0.5-inch *DEXcell FA, DensDeck Prime,* or *SECUROCK* applied in *JM UA, 2-Part UIA* or *RSUA* 12-inch o.c.	*1k SBS Ply; CA SBS Ply; HA SBS Ply;* or *BA SBS Ply*	OPTIONAL *1k SBS Ply; CA SBS Ply; HA SBS Ply;* or *BA SBS Ply*	*1k SBS Cap; CA SBS Cap; HA SBS Cap;* or *BA SBS Cap*	**-45 (Lim. 9)**
W-A-3	*7/16O, L24*	Min. 1.5-inch ENRGY 3 applied in *JM UA, 2-Part UIA* or *RSUA* 12-inch o.c.	Min. 0.5-inch *DEXcell FA, DensDeck Prime,* or *SECUROCK* applied in *JM UA, 2-Part UIA* or *RSUA* 12-inch o.c.	*1k SBS Ply; CA SBS Ply; HA SBS Ply;* or *BA SBS Ply*	OPTIONAL *1k SBS Ply; CA SBS Ply; HA SBS Ply;* or *BA SBS Ply*	*1k SBS Cap; CA SBS Cap; HA SBS Cap;* or *BA SBS Cap*	**-45 (Lim. 9)**
W-A-4	*7/16O, L24*	Min. 1.5-inch ENRGY 3 applied in *JM UA, 2-Part UIA* or *RSUA* 12-inch o.c.	-	*1k SBS Ply; CA SBS Ply;* or *BA SBS BUR Base*	OPTIONAL *1k SBS Ply; CA SBS Ply; PCA SBS Ply;* or *HA SBS Ply*	*1k SBS Cap; CA SBS Cap; PCA SBS Cap;* or *HA SBS Cap*	**-45 (Lim. 9)**
W-A-5	*T7/16O* or *T15/32P, L24*	Min. 1.5-inch ENRGY 3 applied in *JM UA* 6-inch o.c.	*SECUROCK* applied in *JM UA, OSFA, RSUA* or *2-Part UIA* spaced 6-inch o.c.	*1k SBS Ply; CA SBS Ply; HA SBS Ply;* or *BA SBS Ply*	OPTIONAL *1k SBS Ply; CA SBS Ply; HA SBS Ply;* or *BA SBS Ply*	*1k SBS Cap; CA SBS Cap; HA SBS Cap;* or *BA SBS Cap*	**-82.5 (Lim.7)**

This evaluation report is provided for State of Florida product approval under Rule 61G20-3. The manufacturer shall notify CREEK Technical Services, LLC of any product changes or quality assurance changes throughout the duration for which this report is valid. This evaluation report does not express nor imply warranty, installation, recommended use, or other product attributes that are not specifically addressed herein.

Assemblies with All Layers Adhered over *Wood Deck* (New or Existing)							
System No.	Deck Detail	Base Insulation (Note 6)	Top Insulation	Base Ply	Ply Sheet	Cap Sheet	*MDP (psf)*
W-A-6	*T7/16O* or *T15/32P, L24*	Min. 1.5-inch ENRGY 3 applied in *JM UA* 6-inch o.c.	*DensDeck Prime,* applied in *JM UA, OSFA, RSUA* or *2-Part UIA* ribbons spaced 6-inch o.c.	*1k SBS Ply;* or *CA SBS Ply*	OPTIONAL *1k SBS Ply;* or *CA SBS Ply*	*1k SBS Cap;* or *CA SBS Cap*	**-82.5 (Lim.7)**
W-A-7	*T7/16O* or *T15/32P, L24*	Min. 1.5-inch ENRGY 3 applied in *JM UA* 6-inch o.c.	*DEXcell FA* applied in *JM UA, OSFA, RSUA* or *2-Part UIA* ribbons spaced 6-inch o.c.	*CA SBS Ply*	OPTIONAL *CA SBS Ply*	*CA SBS Cap*	**-82.5 (Lim.7)**
W-A-8	*T7/16O, L24*	Min. 1.5-inch ENRGY 3 applied in *JM UA* 6-inch o.c.	-	*1k SBS Ply; CA SBS BUR Ply;* or *BA SBS BUR Ply*	OPTIONAL *1k SBS Ply; CA SBS Ply;* or *BA SBS Ply*	*1k SBS Cap; CA SBS Cap;* or *BA SBS Cap*	**-97.5 (Lim.7)**

Assemblies with Adhered Membranes over Insulated *Wood Deck* (New, Existing, or *Recover*)									
System No.	Deck Detail	Anchor Sheet	Anchor Attachment	Base Insulation	Top Insulation	Base Ply	Ply Sheet	Cap Sheet	*MDP (psf)*
W-AM-1	*T7/16O, L24*	-	-	OPTIONAL *Insulation*	Min. 1.5-inch ENRGY 3 fastened with Trufast VERSA-FAST fastener and UltraFast 3" Round Metal Plate secured *12 per 4-ft x 8-ft board*	*1k SBS Ply; CA SBS Ply; PCA SBS Ply;* or *BA SBS BUR Base*	OPTIONAL *1k SBS Ply; CA SBS Ply; PCA SBS Ply;* or *HA SBS Ply*	*1k SBS Cap; CA SBS Cap; PCA SBS Cap;* or *HA SBS Cap*	**-30 (Lim. 7)**
W-AM-2	*T7/16O* or *T15/32P, L24*	-	-	OPTIONAL *Insulation* under min. 1.5-inch *E3* fastened with *UF* secured at a rate of *16 per 4-ft x 8-ft Board*	*DensDeck Prime, DEXcell FA,* or *SECUROCK* adhered with *JM UA, OSFA, RSUA* or *2-Part UIA* spaced 12-inch o.c.	*1k SBS Ply; BA SBS Ply;* or *CA SBS Ply*	OPTIONAL *1k SBS Ply; BA SBS Ply;* or *CA SBS Ply*	*1k SBS Cap; BA SBS Cap;* or *CA SBS Cap*	**-37.5 (Lim.7)**
W-AM-3	*T7/16O* or *T15/32P, L24*	-	-	OPTIONAL *Insulation* under min. 1.5-inch *E3*	*DEXcell FA* fastened with *UF* secured at a rate of *15 per 4-ft x 8-ft Board*	*1k SBS Ply; BA SBS Ply;* or *CA SBS Ply*	OPTIONAL *1k SBS Ply; BA SBS Ply;* or *CA SBS Ply*	*1k SBS Cap; BA SBS Cap;* or *CA SBS Cap*	**-37.5 (Lim.7)**

This evaluation report is provided for State of Florida product approval under Rule 61G20-3. The manufacturer shall notify CREEK Technical Services, LLC of any product changes or quality assurance changes throughout the duration for which this report is valid. This evaluation report does not express nor imply warranty, installation, recommended use, or other product attributes that are not specifically addressed herein.

Assemblies with Adhered Membranes over Insulated *Wood Deck* (New, Existing, or *Recover*)									
System No.	Deck Detail	Anchor Sheet	Anchor Attachment	Base Insulation	Top Insulation	Base Ply	Ply Sheet	Cap Sheet	*MDP (psf)*
W-AM-4	*T7/16O, L24*	-	-	OPTIONAL *Insulation*	*DensDeck Prime* fastened with Trufast VERSA-FAST fastener and UltraFast 3" Round Metal Plate secured *12 per 4-ft x 8-ft board*	*1k SBS Ply; BA SBS Ply;* or *CA SBS Ply*	OPTIONAL *1k SBS Ply; BA SBS Ply;* or *CA SBS Ply*	*1k SBS Cap; BA SBS Cap;* or *CA SBS Cap*	**-37.5 (Lim. 7)**
W-AM-5	*T7/16O, 24*	Tri-Built Glass Base	*RS Nails & Tin Tags* spaced 8-inch o.c. in the 3-inch side laps and 8-inch o.c. in two rows in the field of the roll	Min. 1.5-inch *E3* adhered with *RSUA* applied 12-inch o.c.	OPTIONAL Min. 1.5-inch *E3* adhered with *JM UA* or RSUA applied 12-inch o.c.	*1k SBS Ply; BA SBS Ply;* or *CA SBS Ply*	OPTIONAL *1k SBS Ply; BA SBS Ply;* or *CA SBS Ply*	*1k SBS Cap; BA SBS Cap;* or *CA SBS Cap*	**-37.5 (Lim.7)**
W-AM-6	*T7/16O, 24*	Tri-Built Glass Base	*RS Nails & Tin Tags* spaced 8-inch o.c. in the 3-inch side laps and 8-inch o.c. in two rows in the field of the roll	Min. 1.5-inch *E3* adhered with *RSUA* applied 12-inch o.c.	*DensDeck Prime, DEXcell FA*, or *SECUROCK* adhered with *JM UA, OSFA, RSUA,* or *2-Part UIA* applied 12-inch o.c.	*1k SBS Ply; BA SBS Ply;* or *CA SBS Ply*	OPTIONAL *1k SBS Ply; BA SBS Ply;* or *CA SBS Ply*	*1k SBS Cap; BA SBS Cap;* or *CA SBS Cap*	**-37.5 (Lim.7)**
W-AM-7	*T7/16O* or *T15/32P, L24*	-	-	OPTIONAL *Insulation* under min. 1.5-inch *E3* or *E3 C1* secured with JM High Load Fasteners and *UltraFast Plates* at a rate of *16 per 4-ft x 8-ft board*	*DensDeck Prime, DEXcell FA* or *SECUROCK* adhered with *OSFA, RSUA* or *2-Part UIA* applied 12-inch o.c.	*1k SBS Ply; BA SBS Ply;* or *CA SBS Ply*	OPTIONAL *1k SBS Ply; BA SBS Ply;* or *CA SBS Ply*	*1k SBS Cap; BA SBS Cap;* or *CA SBS Cap*	**-45 (Lim.7)**
W-AM-8	*T19/32P, L24*	Tri-Built Glass Base	*UF Fasteners & Plates* secured 8-inch o.c. at 3-inch side lap and three rows staggered in the center of the roll 8-inch o.c.	1.5-inch *E3* in ASTM D 312, Type IV Asphalt	FescoFoam, DuraFoam, Fesco Board, Retro-Fit or DuraBoard in ASTM D 312, Type IV Asphalt	*HA SBS BUR Base*	OPTIONAL *1k SBS Ply; CA SBS BUR Ply; PCA SBS BUR Ply; HA SBS BUR Ply;* or *BA SBS BUR Ply*	*1k SBS Ply; CA SBS Cap; PCA SBS Cap; HA SBS Cap;* or *BA SBS Cap*	**-52.5 (Lim.7)**

This evaluation report is provided for State of Florida product approval under Rule 61G20-3. The manufacturer shall notify CREEK Technical Services, LLC of any product changes or quality assurance changes throughout the duration for which this report is valid. This evaluation report does not express nor imply warranty, installation, recommended use, or other product attributes that are not specifically addressed herein.

Assemblies with Adhered Membranes over Insulated *Wood Deck* (New, Existing, or *Recover*)									
System No.	Deck Detail	Anchor Sheet	Anchor Attachment	Base Insulation	Top Insulation	Base Ply	Ply Sheet	Cap Sheet	*MDP (psf)*
W-AM-9	*T15/32P, L24*	Two plies Tri-Built Glass Base	Min. 12 ga. ring shank nails and min. 32 ga., 1 5/8-inch diameter tin caps 9-inch o.c. at 3-inch side lap and two rows staggered in center 12-inch o.c.	Min. 1.5-inch *E3* adhered in ASTM D 312, Type IV Asphalt	FescoFoam, DuraFoam, Fesco Board, Retro-Fit or DuraBoard in ASTM D 312, Type IV Asphalt	*HA SBS BUR Base*	OPTIONAL *1k SBS Ply; CA SBS BUR Ply; PCA SBS BUR Ply; HA SBS BUR Ply;* or *BA SBS BUR Ply*	*1k SBS Cap; CA SBS Cap; PCA SBS Cap; HA SBS Cap;* or *BA SBS Cap*	**-52.5 (Lim.7)**
W-AM-10	*T15/32P, L24*	-	-	OPTIONAL Min. 0.5-inch *E3*	Min. 2-inch ENRGY 3 fastened with *Fasteners & Plates* secured at a rate of *16 per 4-ft x 8-ft Board*	*BA SBS BUR Base*	OPTIONAL *1k SBS Ply; CA SBS Ply; PCA SBS Ply;* or *HA SBS Ply*	*1k SBS Cap; CA SBS Cap; PCA SBS Cap;* or *HA SBS Cap*	**-52.5 (Lim. 7)**
W-AM-11	*T15/32P, L24*	-	-	Optional *Insulation* and/or *Vapor Barrier*	Min. 2-inch *E3* fastened with *Fasteners & Plates* secured at a rate of *16 per 4-ft x 8-ft Board*	*1k SBS Cap* or *CA SBS Cap*	OPTIONAL *1k SBS Ply; CA SBS Ply; PCA SBS Ply;* or *HA SBS Ply*	*1k SBS Cap; CA SBS Cap; PCA SBS Cap;* or *HA SBS Cap*	**-52.5 (Lim. 7)**
W-AM-12	*T15/32P, L24*	-	-	Min. 2-inch *E3* fastened with *Fasteners & Plates* secured *16 per 4-ft x 8-ft board*	*DensDeck Prime, DEXcell FA* or *SECUROCK* in *OSFA, RSUA* or *2-Part UIA* ribbons spaced 6-inch o.c.	*1k SBS Ply; BA SBS Ply;* or *CA SBS Ply*	OPTIONAL *1k SBS Ply; BA SBS Ply;* or *CA SBS Ply*	*1k SBS Cap; BA SBS Cap;* or *CA SBS Cap*	**-52.5 (Lim. 7)**
W-AM-13	*T15/32P, L24*	-	-	OPTIONAL *Insulation*	*DensDeck Prime* fastened with *UL & UF Plates* secured at a rate of *16 per 4-ft x 8-ft Board*	*1k SBS Ply; CA SBS Ply;* or *HA SBS Ply*	OPTIONAL *1k SBS Ply; CA SBS Ply;* or *HA SBS Ply*	*1k SBS Cap; CA SBS Cap;* or *HA SBS Cap*	**-52.5 (Lim.7)**
W-AM-14	*T19/32P, L24*	Tri-Built Glass Base	Min. 12 ga. ring shank nails and min. 32 ga.,1⅝-inch diameter tin caps 9-inch o.c. at 3-inch side lap and two rows staggered in center 9-inch o.c.	Min. 1.5-inch *E3* adhered in ASTM D 312, Type IV Asphalt	FescoFoam, DuraFoam, Fesco Board, Retro-Fit, RetroPlus or DuraBoard in ASTM D 312, Type IV Asphalt	*HA SBS BUR Base*	OPTIONAL *1k SBS Ply; CA SBS BUR Ply; PCA SBS BUR Ply; HA SBS BUR Ply;* or *BA SBS BUR Ply*	*1k SBS Cap; CA SBS Cap; PCA SBS Cap; HA SBS Cap;* or *BA SBS Cap*	**-60 (Lim. 7)**

This evaluation report is provided for State of Florida product approval under Rule 61G20-3. The manufacturer shall notify CREEK Technical Services, LLC of any product changes or quality assurance changes throughout the duration for which this report is valid. This evaluation report does not express nor imply warranty, installation, recommended use, or other product attributes that are not specifically addressed herein.

Assemblies with Adhered Membranes over Insulated *Wood Deck* (New, Existing, or *Recover*)									
System No.	Deck Detail	Anchor Sheet	Anchor Attachment	Base Insulation	Top Insulation	Base Ply	Ply Sheet	Cap Sheet	*MDP (psf)*
W-AM-15	*T19/32P, L24*	-	-	Min. 1.5-inch ENRGY 3 fastened with *Fasteners & Plates* secured at a rate of *24 per 4-ft x 8-ft Board*	DuraBoard in ASTM D 312, Type IV Asphalt	OPTIONAL *HA SBS BUR Base* or *BA SBS BUR Base*	OPTIONAL *HA SBS BUR Ply;* or *BA SBS BUR Ply*	*HA SBS Cap;* or *BA SBS Cap*	**-60 (Lim. 7)**
W-AM-16	*T15/32P, L24*	-	-	Min. 1.5-inch ENRGY 3 fastened with *Fasteners & Plates* secured at a rate of *24 per 4-ft x 8-ft Board*	Min. 0.5-inch SECUROCK in *RSUA* applied 12-inch o.c.	*1k SBS Ply; CA SBS BUR Ply; PCA SBS BUR Ply; HA SBS BUR Ply;* or *BA SBS BUR Ply*	OPTIONAL *1k SBS Ply; CA SBS BUR Ply; PCA SBS BUR Ply; HA SBS BUR Ply;* or *BA SBS BUR Ply*	*1k SBS Cap; CA SBS Cap; PCA SBS Cap; HA SBS Cap;* or *BA SBS Cap*	**-60 (Lim. 7)**
W-AM-17	*T15/32P, L24*	-	-	Min. 2-inch *E3* fastened with *Fasteners & Plates* secured *24 per 4-ft x 8-ft board Alt.*	*DensDeck Prime, DEXcell FA* or *SECUROCK* in *OSFA, RSUA* or *2-Part UIA* ribbons spaced 6-inch o.c.	*1k SBS Ply; BA SBS Ply;* or *CA SBS Ply*	OPTIONAL *1k SBS Ply; BA SBS Ply;* or *CA SBS Ply*	*1k SBS Cap; BA SBS Cap;* or *CA SBS Cap*	**-75 (Lim. 7)**
W-AM-18	*T15/32P, L24*	-	-	OPTIONAL *Insulation*	Min. 0.5-inch *DEXcell FA* fastened with *AP & UF Plates* secured at a rate of *24 per 4-ft x 8-ft Board Alt.*	*CA SBS Ply*	OPTIONAL *CA SBS Ply*	*CA SBS Cap*	**-75 (Lim.7)**
W-AM-19	*T15/32P, L24*	-	-	OPTIONAL *Insulation*	Min. 0.5-inch *DensDeck Prime* fastened with *UL & UF Plates* secured at a rate of *16 per 4-ft x 8-ft Board*	*1k SBS Ply; CA SBS Ply;* or *HA SBS Ply*	OPTIONAL *1k SBS Ply; CA SBS Ply;* or *HA SBS Ply*	*1k SBS Cap; CA SBS Cap;* or *HA SBS Cap*	**-75 (Lim.7)**
W-AM-20	*T19/32P, L24*	-	-	OPTIONAL *Insulation*	Min. 0.5-inch *DensDeck Prime* fastened with *Fasteners & Plates* secured at a rate of *16 per 4-ft x 8-ft Board*	*1k SBS Ply; CA SBS Ply;* or *HA SBS Ply*	OPTIONAL *1k SBS Ply; CA SBS Ply;* or *HA SBS Ply*	*1k SBS Cap; CA SBS Cap;* or *HA SBS Cap*	**-75 (Lim.7)**
W-AM-21	*T15/32P, L24*	-	-	Optional *Insulation* and/or *Vapor Barrier*	Min. 2-inch *E3* fastened with *Fasteners & Plates* secured *24 per 4-ft x 8-ft board Alt.*	*1k SBS Ply* or *CA SBS Ply*	OPTIONAL *1k SBS Ply* or *CA SBS Ply*	*1k SBS Cap* or *CA SBS Cap*	**-82.5 (Lim. 7)**

This evaluation report is provided for State of Florida product approval under Rule 61G20-3. The manufacturer shall notify CREEK Technical Services, LLC of any product changes or quality assurance changes throughout the duration for which this report is valid. This evaluation report does not express nor imply warranty, installation, recommended use, or other product attributes that are not specifically addressed herein.

Assemblies with Adhered Membranes over Insulated *Wood Deck* (New, Existing, or *Recover*)									
System No.	Deck Detail	Anchor Sheet	Anchor Attachment	Base Insulation	Top Insulation	Base Ply	Ply Sheet	Cap Sheet	*MDP (psf)*
W-AM-22	*T15/32P, L24*	-	-	OPTIONAL *Insulation*	Min. 0.5-inch *DensDeck Prime* fastened with *Fasteners & Plates* secured at a rate of *24 per 4-ft x 8-ft Board Alt.*	*CA SBS Ply*	OPTIONAL *CA SBS Ply*	*CA SBS Cap*	**-82.5 (Lim.7)**
W-AM-23	*T19/32P, L24*	-	-	OPTIONAL *Insulation*	Min. 0.5-inch *DEXcell FA* fastened with *AP & UF Plates* secured at a rate of *24 per 4-ft x 8-ft Board Alt.*	*CA SBS Ply*	OPTIONAL *CA SBS Ply*	*CA SBS Cap*	**-82.5 (Lim.7)**

Mechanically Fastened Assemblies over *Wood Deck* (New, Existing, or *Recover*)							
System No.	Deck Detail	Insulation	Base Sheet	Base Sheet Attachment	Ply Sheet	Cap Sheet	*MDP* (psf)
W-M-1	*T7/16O* or *T15/32P, L24*	-	Tri-Built Glass Base	Min. 1.25-inch x 0.120-inch ring shank nails and min. 32 ga., 1 5/8-inch diameter tin caps 9-inch o.c. at 3-inch side lap and three rows staggered in center 9-inch o.c.	*CA SBS BUR Ply*; or *HA SBS BUR Ply*	*CA SBS Cap;* or *HA SBS Cap*	**-30 (Lim. 7)**
W-M-2	*T7/16O* or *T15/32P, L24*	-	Tri-Built Glass Base	VERSA-FAST fasteners and *UltraFast (Square)* 12-inch o.c. at 3-inch side lap and two rows staggered in center 18-inch o.c.	*CA SBS BUR Ply*; or *HA SBS BUR Ply*	*CA SBS Cap;* or *HA SBS Cap*	**-30 (Lim. 7)**
W-M-3	*T7/16O* or *T15/32P, L24*	-	Tri-Built Glass Base	Min. 1.25-inch x 0.120-inch ring shank nails and min. 32 ga., 1 5/8-inch diameter tin caps 6-inch o.c. at 3-inch side lap and three rows staggered in center 6-inch o.c.	*CA SBS BUR Ply*; or *HA SBS BUR Ply*	*CA SBS Cap;* or *HA SBS Cap*	**-45 (Lim. 7)**
W-M-4	*T7/16O* or *T15/32P, L24*	-	Tri-Built TM SBS Smooth	VERSA-FAST fasteners and *UltraFast (Square)* 12-inch o.c. at 3-inch side lap and two rows staggered in center 18-inch o.c.	*CA SBS BUR Ply*; or *HA SBS BUR Ply*	*CA SBS Cap;* or *HA SBS Cap*	**-45 (Lim. 7)**
W-M-5	*T7/16O, L24*	-	Tri-Built Glass Base	*Tape & Staple* spaced 9-inch o.c. at the 2-inch side laps and 9-inch o.c. in three (3) rows in the field of the roll	OPTIONAL *HA SBS BUR Ply*	*HA SBS Cap*	**-45 (Lim. 7)**
W-M-6	*T19/32P, L24*	OPTIONAL Min. 1.3-inch *Insulation*	Tri-Built Glass Base	*Fasteners & Plates* 8-inch o.c. at side lap and three rows staggered in center of the roll 8-inch o.c.	OPTIONAL *HA SBS BUR Ply;* or or *BA SBS BUR Ply*	*HA SBS Cap; or* or *BA SBS Cap*	**-52.5 (Lim. 7)**

This evaluation report is provided for State of Florida product approval under Rule 61G20-3. The manufacturer shall notify CREEK Technical Services, LLC of any product changes or quality assurance changes throughout the duration for which this report is valid. This evaluation report does not express nor imply warranty, installation, recommended use, or other product attributes that are not specifically addressed herein.

Mechanically Fastened Assemblies over *Wood Deck* (New, Existing, or *Recover*)							
System No.	Deck Detail	Insulation	Base Sheet	Base Sheet Attachment	Ply Sheet	Cap Sheet	*MDP* (psf)
W-M-7	*T19/32P, L24*	-	Two plies Tri-Built Glass Base	Min. 12 ga. ring shank nails and min. 32 ga., 1 5/8-inch diameter tin caps 9-inch o.c. at 3-inch side lap and two rows staggered in center 12-inch o.c.	OPTIONAL *HA SBS BUR Ply;* or or *BA SBS BUR Ply*	*HA SBS Cap; or* or *BA SBS Cap*	**-52.5 (Lim. 7)**
W-M-8	*T19/32P, L24*	-	Tri-Built Glass Base	Min. 12 ga. ring shank nails and min. 32 ga., 1 5/8-inch diameter tin caps 9-inch o.c. at 3-inch side lap and two rows staggered in center 9-inch o.c.	OPTIONAL *HA SBS BUR Ply;* or *BA SBS BUR Ply*	*HA SBS Cap; or* or *BA SBS Cap*	**-60 (Lim. 7)**

END OF REPORT

This evaluation report is provided for State of Florida product approval under Rule 61G20-3. The manufacturer shall notify CREEK Technical Services, LLC of any product changes or quality assurance changes throughout the duration for which this report is valid. This evaluation report does not express nor imply warranty, installation, recommended use, or other product attributes that are not specifically addressed herein.